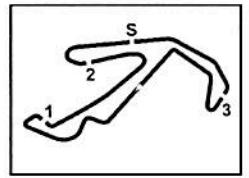




Misano  
WJC  
World Circuit  
Marco Simoncelli



Doc. N. 5.6

# Misano Racing Weekend, 2-3 Novembre 2024

## Classifica Gara

Misano Circuit Sic 58 4.226 m

Giri 30 = 126,780 km - Media 126,062 km/h - Tempo di gara 1:00'20.503

Num.	Conduttore 1 Concorrente	Conduttore 2 Team	Conduttore 3 Auto	Conduttore 4 Classe Giri	Dist.	Rel.	Giro	Velocità
1	<b>87 BERTINELLI Davide (ITA)</b> BERTINELLI DAVIDE	Team Gatti	GTAm	G2TC2 30			6	1'55.264
2	<b>11 KESSEL Ronnie (CHE)</b> ALFA DELTA	OKP Alfa Delta Racing Team	GTAm	G2TC2 30	4.899	4.899	9	1'56.432
3	<b>34 KAMATA Matteo (ITA)</b> KAMATA	OKP Alfa Delta Racing Team	GTAm	G2TC2 30	30.987	26.088	9	1'56.589
4	<b>85 INHELDER Dario (CHE) 1'59.219</b> BACHOFEN PETER	BACHOFEN Peter (CHE) OKP Alfa Delta Racing Team	GTAm	G2TC2 30	1'06.891	35.904	11	1'57.089
5	<b>106 SERIO Giovanni (ITA) 2'02.907</b> SERIO GIOVANNI	GUERRA Massimo (ITA) Carrera Team	Giulia Sprint GTA	IG516 30	1'23.987	17.096	5	1'56.682
6P	<b>69 STOJETZ Lucas (DEU)</b> LABER BERNHARD	LABER Bernhard (DEU) 1'58.592 OKP Alfa Delta Racing Team	GTAm	G2TC2 30	1'34.408	10.421	18	1'56.434
7P	<b>23 RESTELLI Roberto (ITA)</b> SALOMONE MARIO	SALOMONE Mario (ITA) 2'03.225 OKP Alfa Delta Racing Team	GTAm	G2TC2 29	1 Giro	1 Giro	19	1'57.052
8	<b>27 FRANCESCHETTI Alberto (ITA)</b> FRANCESCHETTI ALBERTO	Formula GT	GTAm	G2TC2 29	1 Giro	53.633	25	2'01.984
9	<b>188 SORDI Mattia (ITA)</b> ALFA DELTA	SORDI Giulio (ITA) 2'02.838 OKP Alfa Delta Racing Team	GTA 1300 Junior	G2T13 29	1 Giro	0.578	29	2'01.682
10P	<b>25 CRESCENTI Antonio (ITA)</b> PANTALEO FRANCESCO	PANTALEO Francesco (ITA) 2'04.659 Carrera Team	Giulia Sprint GTA	FTC16 29	1 Giro	7.473	16	2'01.177
11	<b>16 GUERRA Marco (ITA)</b> GUERRA MARCO	BENEDINI Emanuele (ITA) 2'03.963 Carrera Team	Giulia Sprint GTA	FTC16 29	1 Giro	7.910	23	2'02.579
12	<b>100 KÖRBER Fabian (DEU)</b> KÖRBER MATHIAS	KÖRBER Mathias (DEU) 2'03.979 OKP Alfa Delta Racing Team	Giulia Sprint GTA	FTC16 29	1 Giro	12.218	21	2'03.544
13	<b>40 ERLICH Michael (CHE)</b> SWISS HISTORIC RACING TEAM	OKP Alfa Delta Racing Team	Giulia Sprint GTA	FTC16 29	1 Giro	13.399	16	2'03.589
14P	<b>93 LUGINBUEHL Hans (CHE)</b> LUGINBUEHL HANS	Formula GT	GTAm	G2TC2 29	1 Giro	2.260	23	2'01.425
15	<b>95 PERFETTI Ambrogio (ITA)</b> ALFA DELTA	OKP Alfa Delta Racing Team	GTAm	G2TC2 28	2 Giri	1 Giro	2	1'57.272
16P	<b>9 BARTOLUCCI Umberto (ITA)</b> BARTOLUCCI UMBERTO	Team Piloti Forlivesi	Giulia Super	H1TC2 27	3 Giri	1 Giro	3	2'10.315
17	<b>62 GIMIGNANI Fabio (ITA)</b> GIMIGNANI FABIO	Scuderia Clemente Biondetti	GT Veloce 2000	H1T20 27	3 Giri	17.575	20	2'12.917
18	<b>60 FABBRINI Carlo (ITA)</b> FABBRINI CARLO	FABBRINI Carlo (ITA) Scuderia Clemente Biondetti	GT Veloce 2000	H1T20 26	4 Giri	1 Giro	4	2'14.715
19	<b>20 MILLA Marco (ITA)</b> MILLA	SC Capannone Garage	Giulia Super	H1TC1 24	6 Giri	2 Giri	19	2'24.247
----- Non Classificati -----								
RIT	<b>356 RAIMONDI Raffaele (ITA)</b> BARBOLINI CARLO	BARBOLINI Carlo (ITA) 1'59.936 Circolo della Biella	GTAm	G2TC2 20	10 Giri		18	1'58.304
RIT	<b>50 BARRI Giacomo (ITA)</b> ALFA DELTA	OKP Alfa Delta Racing Team	GTAm	G2TC2 12	18 Giri		8	1'54.492
RIT	<b>96 GIOVESI Kevin (ITA)</b> BARBIERI STEFANO	BARBIERI Stefano (ITA) AMG RS	GTAm	G2TC2 10	20 Giri		2	2'02.437
NP	<b>61 ACCIAI Edoardo (ITA)</b> ACCIAI EDOARDO	ACCIAI Gianni (ITA) Scuderia Clemente Biondetti	GT Veloce 2000	H1T20				

Partenti: 23 Classificati: 19 Non Classificati: 0 Ritirati: 3 Non Partiti: 1  
Giro Veloce N. 8 Num. 50 Giacomo Barri 2 Tempo 1'54.492 Media. 132,879 Km/h

### Penalty and Infringment

11.48		#93 #23 PENALTY TIME 5 SEC FOR OVERTAKE WITH YELLOW FLAG
12.14	<b>69 Laber Bernhard</b>	#69 Time Penalty 2.16 sec - Incorrect driver change
12.15	<b>25 Pantaleo Francesco</b>	#25 Time Penalty 10.050 sec - Incorrect driver change
12.33	<b>9 Bartolucci Umberto</b>	#9 Time Penalty 25 sec - Drive Trough Penalty



Stewards :

Maria Graziella Arberi

Giuseppe Caridi

Andrea Lanzarini

02/11/2024

Inizio  
11:27

Fine  
12:30

Esposta alle: 13.40

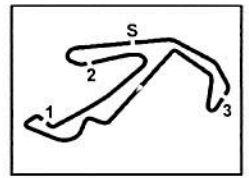
Power by FICr PERUGIA TIMING

CANOSSA

OKP

livedatamisano.perugiatiming.com





# Misano Racing Weekend, 2-3 Novembre 2024

## Classifica di Classe Gara

Misano Circuit Sic 58 4.226 m  
1 / 2

### Classe F/TC1600

Giri 29 = 122,554 km - Media 119,058 km/h - Tempo di gara 1:01'45.701

Num.	Conduttore 1 Concorrente	Conduttore 2 Team	Conduttore 3 Auto	Conduttore 4	Giri	Dist.	Rel.	Giro Veloce
1P 25	CRESCENTI Antonio (ITA) PANTALEO FRANCESCO	PANTALEO Francesco (ITA) 2'04.659 Carrera Team	Giulia Sprint GTA		29			16 2'01.177
2 16	GUERRA Marco (ITA) GUERRA MARCO	BENEDINI Emanuele (ITA) 2'03.963 Carrera Team	Giulia Sprint GTA		29	7.910	7.910	23 2'02.579
3 100	KÖRBER Fabian (DEU) KÖRBER MATHIAS	KÖRBER Mathias (DEU) 2'03.979 OKP Alfa Delta Racing Team	Giulia Sprint GTA		29	20.128	12.218	21 2'03.544
4 40	ERLICH Michael (CHE) SWISS HISTORIC RACING TEAM	OKP Alfa Delta Racing Team	Giulia Sprint GTA		29	33.527	13.399	16 2'03.589

Partenti: 4 Classificati: 4 Non Classificati: 0 Ritirati: 0 Non Partiti: 0  
Giro Veloce N. 16 Num. 25 Antonio Crescenti Tempo 2'01.177 Media. 125,549 Km/h

### Classe G2/TC1300

Giri 29 = 122,554 km - Media 119,299 km/h - Tempo di gara 1:01'38.228

Num.	Conduttore 1 Concorrente	Conduttore 2 Team	Conduttore 3 Auto	Conduttore 4	Giri	Dist.	Rel.	Giro Veloce
1 188	SORDI Mattia (ITA) ALFA DELTA	SORDI Giulio (ITA) 2'02.838 OKP Alfa Delta Racing Team	GTA 1300 Junior		29			29 2'01.682

Partenti: 1 Classificati: 1 Non Classificati: 0 Ritirati: 0 Non Partiti: 0  
Giro Veloce N. 29 Num. 188 Mattia Sordi Tempo 2'01.682 Media. 125,028 Km/h

### Classe G2/TC2000

Giri 30 = 126,780 km - Media 126,062 km/h - Tempo di gara 1:00'20.503

Num.	Conduttore 1 Concorrente	Conduttore 2 Team	Conduttore 3 Auto	Conduttore 4	Giri	Dist.	Rel.	Giro Veloce
1 87	BERTINELLI Davide (ITA) BERTINELLI DAVIDE	Team Gatti	GTAm		30			6 1'55.264
2 11	KESSEL Ronnie (CHE) ALFA DELTA	OKP Alfa Delta Racing Team	GTAm		30	4.899	4.899	9 1'56.432
3 34	KAMATA Matteo (ITA) KAMATA	OKP Alfa Delta Racing Team	GTAm		30	30.987	26.088	9 1'56.589
4 85	INHELDER Dario (CHE) 1'59.219 BACHOFEN PETER	BACHOFEN Peter (CHE) OKP Alfa Delta Racing Team	GTAm		30	1'06.891	35.904	11 1'57.089
5P 69	STOJETZ Lucas (DEU) LABER BERNHARD	LABER Bernhard (DEU) 1'58.592 OKP Alfa Delta Racing Team	GTAm		30	1'34.408	27.517	18 1'56.434
6P 23	RESTELLI Roberto (ITA) SALOMONE MARIO	SALOMONE Mario (ITA) 2'03.225 OKP Alfa Delta Racing Team	GTAm		29	1 Giro	1 Giro	19 1'57.052
7 27	FRANCESCHETTI Alberto (ITA) FRANCESCHETTI ALBERTO	Formula GT	GTAm		29	1 Giro	53.633	25 2'01.984
8P 93	LUGINBUEHL Hans (CHE) LUGINBUEHL HANS	Formula GT	GTAm		29	1 Giro	43.838	23 2'01.425
9 95	PERFETTI Ambrogio (ITA) ALFA DELTA	OKP Alfa Delta Racing Team	GTAm		28	2 Giri	1 Giro	2 1'57.272
----- Non Classificati -----								
RIT 356	RAIMONDI Raffaele (ITA) BARBOLINI CARLO	BARBOLINI Carlo (ITA) 1'59.936 Circolo della Biella	GTAm		20	10 Giri		18 1'58.304
RIT 50	BARRI Giacomo (ITA) ALFA DELTA	OKP Alfa Delta Racing Team	GTAm		12	18 Giri		8 1'54.492
RIT 96	GIOVESI Kevin (ITA) BARBIERI STEFANO	BARBIERI Stefano (ITA) AMG RS	GTAm		10	20 Giri		2 2'02.437

Partenti: 12 Classificati: 9 Non Classificati: 0 Ritirati: 3 Non Partiti: 0  
Giro Veloce N. 8 Num. 50 Giacomo Barri 2 Tempo 1'54.492 Media. 132,879 Km/h



Stewards: Maria Graziella Arberi Giuseppe Caridi Andrea Lanzarini  
Esposta alle: .....

02/11/2024 Inizio 11:27 Fine 12:30

Power by FICR PERUGIA TIMING

CANOSSA

OKP

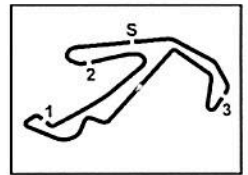
livedatamisano.perugiatiming.com







Misano  
AJC  
World Circuit  
Marco Simoncelli



# Misano Racing Weekend, 2-3 Novembre 2024

## Classifica di Classe Gara

Misano Circuit Sic 58 4.226 m  
2 / 2

### Classe H1/T2000

Giri 27 = 114,102 km - Media 109,478 km/h - Tempo di gara 1:02'32.061

Num. Concorrente	Conditore 1	Conditore 2	Conditore 3	Conditore 4	Giri	Dist.	Rel.	Giro Veloce
	Concorrente	Team	Auto					
1	62 GIMIGNANI Fabio (ITA) GIMIGNANI FABIO	Scuderia Clemente Biondetti	GT Veloce 2000		27			20 2'12.917
2	60 FABBRINI Carlo (ITA) FABBRINI CARLO	FABBRINI Carlo (ITA) Scuderia Clemente Biondetti	GT Veloce 2000		26	1 Giro	1 Giro	4 2'14.715
----- Non Classificati -----								
NP	61 ACCIAI Edoardo (ITA) ACCIAI EDOARDO	ACCIAI Gianni (ITA) Scuderia Clemente Biondetti	GT Veloce 2000					

Partenti: 3 Classificati: 2 Non Classificati: 0 Ritirati: 0 Non Partiti: 1  
Giro Veloce N. 20 Num. 62 Fabio Gimignani Tempo 2'12.917 Media. 114,459 Km/h

### Classe H1/TC2000

Giri 27 = 114,102 km - Media 109,993 km/h - Tempo di gara 1:02'14.486

Num. Concorrente	Conditore 1	Conditore 2	Conditore 3	Conditore 4	Giri	Dist.	Rel.	Giro Veloce
	Concorrente	Team	Auto					
1P	9 BARTOLUCCI Umberto (ITA) BARTOLUCCI UMBERTO	Team Piloti Forlivesi	Giulia Super		27			3 2'10.315

Partenti: 1 Classificati: 1 Non Classificati: 0 Ritirati: 0 Non Partiti: 0  
Giro Veloce N. 3 Num. 9 Umberto Bartolucci Tempo 2'10.315 Media. 116,745 Km/h

### Classe H2/ TC1600

Giri 24 = 101,424 km - Media 100,710 km/h - Tempo di gara 1:00'25.518

Num. Concorrente	Conditore 1	Conditore 2	Conditore 3	Conditore 4	Giri	Dist.	Rel.	Giro Veloce
	Concorrente	Team	Auto					
1	20 MILLA Marco (ITA) MILLA	SC Capannone Garage	Giulia Super		24			19 2'24.247

Partenti: 1 Classificati: 1 Non Classificati: 0 Ritirati: 0 Non Partiti: 0  
Giro Veloce N. 19 Num. 20 Marco Milla Tempo 2'24.247 Media. 105,469 Km/h

### Classe I/GR5 1600

Giri 30 = 126,780 km - Media 123,204 km/h - Tempo di gara 1:01'44.490

Num. Concorrente	Conditore 1	Conditore 2	Conditore 3	Conditore 4	Giri	Dist.	Rel.	Giro Veloce
	Concorrente	Team	Auto					
1	106 SERIO Giovanni (ITA) 2'02.907 SERIO GIOVANNI	GUERRA Massimo (ITA) Carrera Team	Giulia Sprint GTA		30			5 1'56.682

Partenti: 1 Classificati: 1 Non Classificati: 0 Ritirati: 0 Non Partiti: 0  
Giro Veloce N. 5 Num. 106 Massimo Guerra Tempo 1'56.682 Media. 130,385 Km/h



Stewards :

Maria Graziella Arberi

Giuseppe Caridi

Andrea Lanzarini

02/11/2024

Inizio  
11:27

Fine  
12:30

Esposta alle: .....

Power by FICr PERUGIA TIMING

CANOSSA

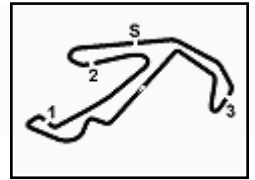
OKP

livedatamisano.perugiatiming.com





Misano  
MWC  
World Circuit  
Marco Simoncelli

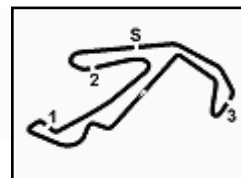


Misano Circuit Sic 58 4.226 m

Misano Racing Weekend, 2-3 Novembre 2024  
Griglia di Partenza (Durata: 1:00')

12	16	BENEDINI E. Carrera Team	Giulia	61	ACCIAI G. Scuderia Clemente Biondetti	GT
11	60	FABBRINI C. Scuderia Clemente Biondetti	GT 2'16.373	20	MILLA M. SC Capannone Garage	Giulia 2'24.517
10	9	BARTOLUCCI U. Team Piloti Forlivesi	Giulia 2'10.958	62	GIMIGNANI F. Scuderia Clemente Biondetti	GT 2'14.673
9	40	ERLICH M. OKP Alfa Delta Racing Team	Giulia 2'04.656	23	SALOMONE M. OKP Alfa Delta Racing Team	GTAm 2'05.272
8	100	KÖRBER M. OKP Alfa Delta Racing Team	Giulia 2'02.288	188	SORDI G. OKP Alfa Delta Racing Team	GTA 2'04.067
7	27	FRANCESCHETTI A. Formula GT	GTAm 2'01.654	93	LUGINBUEHL H. Formula GT	GTAm 2'02.221
6	16	BENEDINI E. Carrera Team	Giulia 2'00.773	25	PANTALEO F. Carrera Team	Giulia 2'01.319
5	95	PERFETTI A. OKP Alfa Delta Racing Team	GTAm 1'57.921	34	KAMATA M. OKP Alfa Delta Racing Team	GTAm 1'57.932
4	96	BARBIERI S. AMG RS	GTAm 1'57.631	356	BARBOLINI C. Circolo della Biella	GTAm 1'57.882
3	11	KESSEL R. OKP Alfa Delta Racing Team	GTAm 1'56.840	106	GUERRA M. Carrera Team	Giulia 1'57.049
2	69	LABER B. OKP Alfa Delta Racing Team	GTAm 1'56.318	85	BACHOFEN P. OKP Alfa Delta Racing Team	GTAm 1'56.599
1	50	BARRI G. OKP Alfa Delta Racing Team	GTAm 1'54.016	87	BERTINELLI D. Team Gatti	GTAm 1'54.897





# Misano Racing Weekend, 2-3 Novembre 2024

## Analisi Tempi Gara

Start at 11:27'24.608

1 / 6

Misano Circuit Sic 58 4.226 m

Tempo di gara 1:00'25.402

9 Bartolucci Umberto (2'10.315)							
Giro	Seg.1	Seg.2	Seg.3	Seg.4	T. Giro	km/h	Local Time
Umberto Bartolucci							
1		31.606	36.492	29.895	2'21.721	161,4	11:29'46.329
2	34.487	31.249	<b>35.942</b>	29.044	2'10.722	159,5	11:31'57.051
3	33.487	31.493	36.360	28.975	<b>2'10.315</b>	158,6	11:34'07.366
4	<b>33.470</b>	32.067	37.146	29.596	2'12.279	156,7	11:36'19.645
5	34.394	32.017	36.997	29.204	2'12.612	155,0	11:38'32.257
6	34.409	32.861	37.672	29.262	2'14.204	153,8	11:40'46.461
7	33.796	32.184	37.635	30.773	2'14.388	154,3	11:43'00.849
8	34.243	32.171	37.048	31.041	2'14.503	154,7	11:45'15.352
9	34.249	31.651	36.220	29.426	2'11.546	155,6	11:47'26.898
10	34.180	32.579	37.412	29.900	2'14.071	153,8	11:49'40.969
11	34.832	31.875	36.571	30.400	2'13.678	155,0	11:51'54.647
12	34.469	31.724	36.957	<b>28.831</b>	2'11.981	158,1	11:54'06.628
13	34.876	31.922	39.858	1'50.970	3'37.626P	150,6	11:57'44.254
14	44.635	32.076	37.219	29.243	2'23.173P	154,1	12:00'07.427
15	34.472	31.215	36.696	30.047	2'12.430	156,1	12:02'19.857
16	34.516	33.615	36.648	29.087	2'13.866	158,4	12:04'33.723
17	35.642	33.705	36.621	30.110	2'16.078	155,0	12:06'49.801
18	34.056	32.658	36.358	29.100	2'12.172	154,3	12:09'01.973
19	38.412	32.525	37.175	30.492	2'18.604	153,0	12:11'20.577
20	36.495	33.192	37.100	29.270	2'16.057	157,0	12:13'36.634
21	35.082	31.609	36.743	29.360	2'12.794	155,4	12:15'49.428
22	35.243	32.120	36.914	30.286	2'14.563	155,2	12:18'03.991
23	33.754	31.531	37.114	29.126	2'11.525	155,6	12:20'15.516
24	35.873	32.243	36.462	29.563	2'14.141	155,0	12:22'29.657
25	34.886	32.494	36.538	30.500	2'14.418	157,0	12:24'44.075
26	35.856	32.892	36.693	31.751	2'17.192	154,7	12:27'01.267
27	35.801	<b>30.937</b>	36.508	29.581	2'12.827	155,6	12:29'14.094
Tempo di gara 1:01'49.486 + 25.000Pen							

11 Alfa Delta (1'56.432)							
Giro	Seg.1	Seg.2	Seg.3	Seg.4	T. Giro	km/h	Local Time
Ronnie Kessel							
1		29.299	32.903	26.082	2'05.977	172,5	11:29'30.585
2	30.457	28.081	32.884	26.033	1'57.455	173,6	11:31'28.040
3	30.062	28.955	34.080	25.736	1'58.833	169,8	11:33'26.873
4	30.836	28.115	32.834	25.775	1'57.560	173,4	11:35'24.433
5	31.663	28.498	33.560	25.624	1'59.345	171,7	11:37'23.778
6	30.195	27.944	33.963	25.605	1'57.707	174,2	11:39'21.485
7	31.403	28.256	33.282	25.723	1'58.664	173,6	11:41'20.149
8	30.248	28.029	32.771	25.655	1'56.703	173,6	11:43'16.854
9	<b>29.848</b>	28.174	32.577	25.833	<b>1'56.432</b>	173,4	11:45'13.284
10	30.116	27.920	32.951	<b>25.512</b>	1'56.499	171,7	11:47'09.783
11	30.808	27.862	33.091	25.661	1'57.422	174,8	11:49'07.205
12	30.404	28.036	33.834	25.708	1'57.982	175,6	11:51'05.187
13	30.591	28.178	33.245	27.407	1'59.421	174,2	11:53'04.608
14	30.133	28.049	<b>32.570</b>	25.713	1'56.465	172,0	11:55'01.073
15	30.184	28.526	33.169	25.917	1'57.796	174,2	11:56'58.869
16	30.274	27.947	32.760	43.557	2'14.538P	173,6	11:59'13.407
17	1'39.174	28.467	32.875	25.636	3'06.152P	174,8	12:02'19.559
18	30.204	28.350	33.003	25.920	1'57.477	173,6	12:04'17.036
19	30.036	28.305	33.312	25.709	1'57.362	174,5	12:06'14.398
20	30.221	28.174	33.020	25.899	1'57.314	<b>176,8</b>	12:08'11.712
21	30.379	<b>27.768</b>	33.257	26.050	1'57.454	174,2	12:10'09.166
22	30.405	27.997	32.923	26.306	1'57.631	175,6	12:12'06.797
23	30.251	28.292	33.250	25.864	1'57.657	174,2	12:14'04.454
24	30.519	27.929	33.093	25.906	1'57.447	174,5	12:16'01.901
25	30.628	28.161	33.381	26.626	1'58.796	174,5	12:18'00.697
26	31.514	28.070	33.103	26.075	1'58.762	175,3	12:19'59.459
27	30.576	28.324	32.876	26.025	1'57.801	174,2	12:21'57.260
28	30.543	27.929	33.358	25.940	1'57.770	175,0	12:23'55.030
29	30.490	27.887	33.605	25.681	1'57.663	176,2	12:25'52.693
30	30.371	28.050	33.009	25.887	1'57.317	175,9	12:27'50.010

16 Guerra Marco (2'02.579)							
Giro	Seg.1	Seg.2	Seg.3	Seg.4	T. Giro	km/h	Local Time
Emanuele Benedini							
1		30.121	36.144	28.221	2'18.660	162,4	11:29'43.268
2	32.112	29.732	35.547	28.179	2'05.570	162,9	11:31'48.838
3	32.693	29.342	34.986	27.542	2'04.563	161,7	11:33'53.401
4	32.122	29.196	35.515	27.130	2'03.963	162,4	11:35'57.364
5	32.805	29.414	35.187	<b>26.819</b>	2'04.225	162,2	11:38'01.589
6	32.492	29.614	35.678	27.722	2'05.506	<b>164,9</b>	11:40'07.095
7	32.509	30.204	35.596	27.465	2'05.774	160,0	11:42'12.869
8	33.316	29.758	35.538	27.350	2'05.962	159,8	11:44'18.831
9	33.036	30.186	36.137	27.345	2'06.704	159,5	11:46'25.535
10	32.627	30.172	35.928	28.468	2'07.195	159,3	11:48'32.730
11	33.359	30.292	36.191	1'43.167	3'23.009P	158,4	11:51'55.739
Marco Guerra							
12	47.454	29.602	35.079	27.155	2'19.290P	157,9	11:54'15.029
13	31.689	29.616	35.130	27.071	2'03.506	159,8	11:56'18.535
14	32.992	29.242	35.044	28.908	2'06.186	159,1	11:58'24.721
15	32.091	29.374	34.807	27.446	2'03.718	158,4	12:00'28.439
16	31.686	29.645	35.056	27.164	2'03.551	156,1	12:02'31.990
17	31.768	29.414	35.103	27.054	2'03.339	156,7	12:04'35.329
18	31.937	29.625	35.173	27.403	2'04.138	156,1	12:06'39.467
19	32.122	29.779	34.965	27.081	2'03.947	159,3	12:08'43.414
20	<b>31.487</b>	29.193	35.004	27.257	2'02.941	158,6	12:10'46.355
21	31.662	29.531	34.942	27.099	2'03.234	157,9	12:12'49.589
22	31.912	30.129	34.858	27.084	2'03.983	156,3	12:14'53.572
23	31.783	<b>29.037</b>	34.849	26.910	<b>2'02.579</b>	156,3	12:16'56.151
24	31.544	29.460	34.831	27.022	2'02.857	156,1	12:18'59.008
25	31.934	29.828	<b>34.805</b>	27.318	2'03.885	156,1	12:21'02.893
26	32.286	29.565	34.865	27.042	2'03.758	155,8	12:23'06.651
27	31.510	29.623	34.855	26.946	2'02.934	155,8	12:25'09.585
28	31.819	29.528	35.115	27.053	2'03.515	154,5	12:27'13.100
29	32.129	29.743	35.177	28.070	2'05.119	154,7	12:29'18.219
Tempo di gara 1:01'53.611							

20 Milla (2'24.247)							
Giro	Seg.1	Seg.2	Seg.3	Seg.4	T. Giro	km/h	Local Time
Marco Milla							
1		34.663	40.673	32.335	2'35.206	141,5	11:29'59.814
2	36.706	34.983	41.170	32.468	2'25.327	139,4	11:32'25.141
3	37.090	34.914	41.827	32.819	2'26.650	139,2	11:34'51.791
4	37.467	35.288	41.567	32.725	2'27.047	138,8	11:37'18.838
5	37.749	35.062	41.382	32.315	2'26.508	139,4	11:39'45.346
6	36.766	34.454	41.155	32.465	2'24.840	139,0	11:42'10.186
7	39.296	34.989	41.172	32.149	2'27.606	138,1	11:44'37.792
8	36.792	35.662	41.454	32.531	2'26.439	140,6	11:47'04.231
9	38.224	35.182	40.650	32.176	2'26.232	141,9	11:49'30.463
10	37.042	35.028	40.835	1'54.287	3'47.192P	140,6	11:42'10.186
11	55.979	36.057	42.205	32.612	2'46.853P	135,5	11:56'04.508
12	38.055	34.844	42.867	33.110	2'28.876	137,2	11:58'33.384
13	36.525	34.854	41.197	33.819	2'26.395	139,2	12:00'59.779
14	38.231	35.173	40.919	<b>31.725</b>	2'26.048	139,4	12:03'25.827
15	37.129	34.563	41.565	32.446	2'25.703	138,6	12:05'51.530
16	37.785	34.280	41.104	32.277	2'25.446	140,4	12:08'16.976
17	38.246	37.543	41.611	32.717	2'30.117	<b>142,3</b>	12:10'47.093
18	36.876	34.331	41.817	31.945	2'24.969	139,7	12:13'12.062
19	36.793	34.261	41.250	31.943	<b>2'24.247</b>	138,3	12:15'36.309
20	37.254	34.598	41.977	33.009	2'26.838	139,0	12:18'03.147
21	36.764	34.402	40.840	32.352	2'24.358	141,0	12:20'27.505
22	36.865	35.033	42.042	34.401	2'28.341	132,4	12:22'55.846
23	38.516	35.860	<b>40.412</b>	32.261	2'27.049	142,1	12:25'22.895
24	<b>36.466</b>	<b>33.949</b>	42.369	34.447	2'27.231	139,4	12:27'50.126
Tempo di gara 1:00'25.518							

02/11/2024

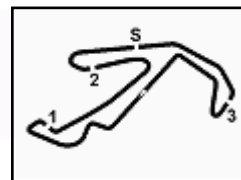
P = Box In/Out - C = Tempo Invalidato

Power by FICR PERUGIA TIMING



livedatamisano.perugiatiming.com





# Misano Racing Weekend, 2-3 Novembre 2024

## Analisi Tempi Gara

Misano Circuit Sic 58 4.226 m

Start at 11:27'24.608

2 / 6

### 23 Salomone Mario (1'57.052)

Giro	Seg.1	Seg.2	Seg.3	Seg.4	T. Giro	km/h	Local Time
Mario Salomone							
1		32.183	36.171	28.404	2'21.600	165,6	11:29'46.208
2	32.233	30.256	36.002	27.804	2'06.295	167,2	11:31'52.503
3	32.056	29.965	36.082	27.276	2'05.379	166,4	11:33'57.882
4	31.506	29.627	35.640	27.351	2'04.124	169,0	11:36'02.006
5	32.322	29.787	35.592	27.548	2'05.249	167,7	11:38'07.255
6	32.135	29.593	35.597	27.164	2'04.489	165,6	11:40'11.744
7	31.410	29.466	35.530	27.300	2'03.706	166,9	11:42'15.450
8	33.059	29.977	35.573	27.162	2'05.771	167,2	11:44'21.221
9	31.815	29.614	36.509	28.652	2'06.590	168,0	11:46'27.811
10	31.737	29.889	35.618	27.302	2'04.546	169,5	11:48'32.357
11	32.754	31.391	35.517	26.820	2'06.482	168,5	11:50'38.839
12	31.197	29.680	35.505	27.256	2'03.638	167,2	11:52'42.477
13	31.751	29.356	35.148	27.295	2'03.550	170,6	11:54'46.022
14	31.627	29.660	35.034	26.904	2'03.225	168,2	11:56'49.252
15	31.244	30.105	35.052	27.140	2'03.541	169,0	11:58'52.793
16	31.055	30.239	35.090	42.880	2'19.264P	169,5	12:01'12.057
Roberto Restelli							
17	1'48.448	29.264	32.999	26.127	3'16.838P	170,1	12:04'28.895
18	30.012	<b>28.099</b>	32.867	26.465	1'57.443	170,3	12:06'26.338
19	30.111	28.244	32.773	25.924	<b>1'57.052</b>	<b>171,7</b>	12:08'23.390
20	30.568	28.972	33.148	26.087	1'58.775	170,3	12:10'22.165
21	30.033	28.658	33.281	26.059	1'58.031	169,8	12:12'20.196
22	<b>29.913</b>	28.315	33.191	26.021	1'57.440	170,1	12:14'17.636
23	30.198	28.507	<b>32.641</b>	26.247	1'57.593	<b>171,7</b>	12:16'15.229
24	30.026	28.480	33.556	<b>25.845</b>	1'57.907	170,6	12:18'13.136
25	30.130	28.364	33.394	25.930	1'57.818	<b>171,7</b>	12:20'10.954
26	30.119	28.307	33.142	25.858	1'57.426	169,8	12:22'08.380
27	30.209	28.651	33.295	26.279	1'58.434	169,8	12:24'06.814
28	30.300	28.656	33.414	26.252	1'58.622	169,3	12:26'05.436
29	30.191	28.414	33.368	26.216	1'58.189	169,5	12:28'03.625

Tempo di gara 1:00'39.017 + 5.000Pen

### 25 Pantaleo Francesco (2'01.177)

Giro	Seg.1	Seg.2	Seg.3	Seg.4	T. Giro	km/h	Local Time
Francesco Pantaleo							
1		30.021	34.659	27.281	2'12.604	160,7	11:29'37.212
2	32.329	29.750	34.984	28.272	2'05.335	160,5	11:31'42.547
3	32.976	29.993	35.172	27.467	2'05.608	160,5	11:33'48.155
4	32.120	29.626	35.195	29.497	2'06.438	159,5	11:35'54.593
5	33.026	29.778	35.220	28.014	2'06.038	160,5	11:38'00.631
6	32.306	30.167	35.230	27.811	2'05.514	160,5	11:40'06.145
7	31.908	29.957	35.090	27.704	2'04.659	159,8	11:42'10.804
8	33.000	30.006	34.940	27.670	2'05.616	159,8	11:44'16.420
9	33.402	30.582	38.191	27.790	2'09.965	155,2	11:46'26.385
10	32.553	29.789	35.138	27.894	2'05.374	161,9	11:48'31.759
11	32.500	30.384	43.861	1'48.046	3'34.791P	151,0	11:52'06.550
Antonio Crescenti							
12	49.472	29.805	34.271	26.830	2'20.378P	160,7	11:54'26.928
13	31.215	29.437	34.192	26.914	2'01.758	161,7	11:56'28.686
14	31.344	29.624	34.455	27.843	2'03.266	161,2	11:58'31.952
15	31.338	29.477	34.470	26.943	2'02.228	161,2	12:00'34.180
16	31.189	29.013	34.234	26.741	<b>2'01.177</b>	162,4	12:02'35.357
17	31.547	29.276	34.717	27.348	2'02.888	162,2	12:04'38.245
18	31.475	29.038	34.292	26.729	2'01.534	162,9	12:06'39.779
19	32.216	29.138	34.357	26.676	2'02.387	162,7	12:08'42.166
20	31.365	29.121	34.539	27.107	2'02.132	160,7	12:10'44.298
21	31.742	29.081	34.514	26.910	2'02.247	162,2	12:12'46.545
22	32.113	29.233	34.512	26.738	2'02.596	161,4	12:14'49.141
23	31.373	29.136	34.823	26.697	2'02.029	161,4	12:16'51.170
24	31.335	<b>29.006</b>	34.368	26.552	2'01.261	162,2	12:18'52.431
25	31.188	29.213	34.622	<b>26.433</b>	2'01.456	161,9	12:20'53.887
26	31.215	29.293	<b>34.109</b>	26.673	2'01.290	162,2	12:22'55.177

02/11/2024

P = Box In/Out - C = Tempo Invalidato

27	31.572	29.062	34.611	26.934	2'02.179	<b>164,4</b>	12:24'57.356
28	<b>30.952</b>	29.138	34.219	26.873	2'01.182	<b>162,7</b>	12:26'58.538
29	31.812	29.037	34.294	26.578	2'01.721	162,9	12:29'00.259

Tempo di gara 1:01'35.651 + 10.050Pen

### 27 Franceschetti Alberto (2'01.984)

Giro	Seg.1	Seg.2	Seg.3	Seg.4	T. Giro	km/h	Local Time
Alberto Franceschetti							
1		30.658	36.298	28.087	2'17.715	174,2	11:29'42.323
2	31.961	29.400	35.624	27.568	2'04.553	174,8	11:31'46.876
3	31.783	29.099	35.056	27.489	2'03.427	175,3	11:33'50.303
4	31.708	29.032	34.922	28.923	2'04.585	175,0	11:35'54.888
5	33.156	28.832	35.447	27.705	2'05.140	172,0	11:38'00.028
6	31.805	29.722	35.079	27.725	2'04.331	171,7	11:40'04.359
7	32.206	29.335	34.897	28.241	2'04.679	172,8	11:42'09.038
8	32.221	29.920	35.627	27.796	2'05.564	170,6	11:44'14.602
9	31.870	30.018	35.755	27.595	2'05.238	167,7	11:46'19.840
10	32.076	29.633	35.152	27.378	2'04.239	172,0	11:48'24.079
11	31.844	29.492	35.157	27.395	2'03.888	172,5	11:50'27.967
12	31.336	29.629	35.955	27.846	2'04.766	172,5	11:52'32.733
13	31.831	29.241	35.318	27.791	2'04.181	168,5	11:54'36.914
14	32.162	30.853	35.508	1'40.343	3'18.866P	170,6	11:57'55.780
15	50.099	30.029	35.302	27.712	2'23.142P	163,9	12:00'18.922
16	31.829	29.446	35.593	27.306	2'04.174	163,1	12:02'23.096
17	31.919	29.252	34.809	27.071	2'03.051	172,0	12:04'26.147
18	31.719	30.495	34.736	27.000	2'03.950	174,5	12:06'30.097
19	31.302	29.216	34.752	<b>26.846</b>	2'02.116	173,4	12:08'32.213
20	<b>31.297</b>	29.191	34.729	27.167	2'02.384	173,9	12:10'34.597
21	31.624	28.909	34.506	27.344	2'02.383	173,4	12:12'36.980
22	31.449	29.350	34.625	27.105	2'02.529	173,9	12:14'39.509
23	31.595	29.769	34.789	27.202	2'03.355	175,0	12:16'42.864
24	31.678	29.121	34.455	27.246	2'02.500	173,9	12:18'45.364
25	31.433	<b>28.685</b>	34.715	27.151	<b>2'01.984</b>	174,2	12:20'47.348
26	33.242	28.935	35.229	27.636	2'05.042	<b>177,6</b>	12:22'52.390
27	32.555	28.986	<b>34.133</b>	27.065	2'02.739	173,6	12:24'55.129
28	31.436	29.137	34.668	27.601	2'02.842	174,2	12:26'57.971
29	33.044	29.001	34.884	27.358	2'04.287	173,9	12:29'02.258

Tempo di gara 1:01'37.650

### 34 Kamata (1'56.589)

Giro	Seg.1	Seg.2	Seg.3	Seg.4	T. Giro	km/h	Local Time
Matteo Kamata							
1		30.019	34.148	25.970	2'09.127	168,8	11:29'33.735
2	30.849	28.381	33.459	26.096	1'58.785	171,2	11:31'32.520
3	30.268	28.002	33.192	25.584	1'57.046	168,2	11:33'29.566
4	30.129	28.258	33.309	25.427	1'57.123	168,5	11:35'26.689
5	30.358	27.973	33.560	25.563	1'57.454	169,8	11:37'24.143
6	30.336	28.129	33.613	25.636	1'57.714	169,0	11:39'21.857
7	30.361	28.191	32.807	25.434	1'56.793	169,3	11:41'18.650
8	30.080	28.244	<b>32.683</b>	25.823	1'56.830	169,8	11:43'15.480
9	<b>29.985</b>	<b>27.950</b>	32.990	25.664	<b>1'56.589</b>	169,0	11:45'12.069
10	30.365	28.014	33.047	25.815	1'57.241	170,9	11:47'09.310
11	30.212	28.180	32.800	25.851	1'57.043	<b>172,0</b>	11:49'06.353
12	30.413	28.456	33.191	<b>25.353</b>	1'57.413	168,5	11:51'03.766
13	30.935	29.122	32.846	28.784	2'01.687	170,3	11:53'05.453
14	30.084	28.234	33.015	25.700	1'57.033	168,8	11:55'02.486
15	30.310	28.536	33.566	25.969	1'58.381	169,5	11:57'00.867
16	30.557	28.583	33.181	26.286	1'58.607	167,7	11:58'59.474
17	30.779	28.090	34.895	25.916	1'59.680	168,5	12:00'59.154
18	30.236	28.693	33.097	26.031	1'58.057	168,8	12:02'57.211
19	30.143	28.453	32.995	39.338	2'10.929P	171,7	12:05'08.140
20	1'47.658	28.961	33.804	25.847	3'16.270P	167,4	12:08'24.410
21	30.531	28.770	33.338	25.778	1'58.417	170,9	12:10'22.827
22	30.652	28.580	32.967	26.056	1'58.255	168,8	12:12'21.082
23	30.550	28.624	33.081	25.923	1'58.178	168,2	12:14'19.260

Power by FICR PERUGIA TIMING

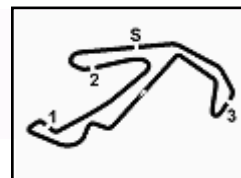
CANOSSA

OKP

livedatamisano.perugiatiming.com







# Misano Racing Weekend, 2-3 Novembre 2024

## Analisi Tempi Gara

Misano Circuit Sic 58 4.226 m

Start at 11:27'24.608

3 / 6

24	30.730	28.480	33.212	25.849	1'58.271	170,3	12:16'17.531	4	<b>34.206</b>	32.543	38.314	29.652	<b>2'14.715</b>	144,4	11:36'40.239
25	30.611	29.550	33.897	26.122	2'00.180	170,6	12:18'17.711	5	34.602	32.456	38.591	29.468	2'15.117	142,9	11:38'55.356
26	31.029	28.561	33.551	26.089	1'59.230	170,3	12:20'16.941	6	34.435	<b>32.220</b>	38.627	29.631	2'14.913	143,4	11:41'10.269
27	31.101	28.787	33.457	26.098	1'59.443	167,7	12:22'16.384	7	34.860	33.707	<b>37.930</b>	29.819	2'16.316	<b>145,9</b>	11:43'26.585
28	31.037	28.767	33.722	26.184	1'59.710	168,8	12:24'16.094	8	34.635	33.080	38.631	<b>29.273</b>	2'15.619	143,2	11:45'42.204
29	30.636	28.881	33.599	26.139	1'59.255	170,3	12:26'15.349	9	34.499	32.857	38.709	30.517	2'16.582	142,7	11:47'58.786
30	30.752	29.173	34.209	26.615	2'00.749	166,7	12:28'16.098	10	34.714	32.349	38.806	29.638	2'15.507	143,6	11:50'14.293

Tempo di gara 1:00'51.490

### 40 Swiss Historic Racing Team (2'03.589)

Giro	Seg.1	Seg.2	Seg.3	Seg.4	T. Giro	km/h	Local Time
Michael Erlich							
1		30.852	36.102	28.265	2'18.325	163,1	11:29'42.933
2	31.972	<b>29.398</b>	35.433	27.614	2'04.417	162,4	11:31'47.350
3	31.887	29.492	35.753	27.641	2'04.773	162,7	11:33'52.123
4	32.027	29.403	34.990	28.254	2'04.674	163,4	11:35'56.797
5	32.845	29.714	<b>34.541</b>	27.223	2'04.323	163,9	11:38'01.120
6	32.261	30.094	35.289	27.921	2'05.565	<b>165,1</b>	11:40'06.685
7	<b>31.763</b>	30.629	34.734	27.261	2'04.387	163,1	11:42'11.072
8	33.136	29.887	35.189	27.186	2'05.398	162,4	11:44'16.470
9	33.733	30.266	35.111	27.166	2'06.276	161,2	11:46'22.746
10	32.181	30.084	34.778	<b>27.075</b>	2'04.118	162,9	11:48'26.864
11	32.075	30.222	35.796	44.113	2'22.206P	160,5	11:50'49.070
12	1'50.820	30.376	35.410	27.300	3'23.906P	160,0	11:54'12.976
13	32.610	29.678	35.607	27.431	2'05.326	160,2	11:56'18.302
14	32.353	29.708	35.886	28.447	2'06.394	160,5	11:58'24.696
15	33.293	29.653	34.976	27.257	2'05.179	160,5	12:00'29.875
16	32.074	29.684	34.749	27.082	<b>2'03.589</b>	161,7	12:02'33.464
17	32.124	29.732	35.416	28.319	2'05.591	161,9	12:04'39.055
18	32.086	30.252	35.113	27.151	2'04.602	160,5	12:06'43.657
19	32.111	30.226	36.187	27.372	2'05.896	162,7	12:08'49.553
20	31.972	29.920	35.224	27.301	2'04.417	162,2	12:10'53.970
21	32.084	30.316	35.485	27.281	2'05.166	159,3	12:12'59.136
22	32.082	30.111	35.223	27.580	2'04.996	159,5	12:15'04.132
23	32.267	30.188	35.468	27.331	2'05.254	159,1	12:17'09.386
24	32.425	30.465	35.162	27.371	2'05.423	161,4	12:19'14.809
25	32.350	29.915	35.536	27.314	2'05.115	159,5	12:21'19.924
26	32.192	29.897	35.488	28.447	2'06.024	159,3	12:23'25.948
27	32.568	29.872	35.588	27.221	2'05.249	159,8	12:25'31.197
28	32.318	30.352	35.608	29.329	2'07.607	161,0	12:27'38.804
29	32.187	30.010	35.493	27.342	2'05.032	158,1	12:29'43.836

Tempo di gara 1:02'19.228

### 50 Alfa Delta (1'54.492)

Giro	Seg.1	Seg.2	Seg.3	Seg.4	T. Giro	km/h	Local Time
Giacomo Barri							
1		28.048	32.506	25.588	2'02.511	172,5	11:29'27.119
2	29.812	28.003	32.363	25.524	1'55.702	171,4	11:31'22.821
3	29.812	28.228	32.416	25.732	1'56.188	171,4	11:33'19.009
4	29.244	27.909	32.272	<b>25.269</b>	1'54.694	172,5	11:35'13.703
5	29.498	27.848	32.341	26.069	1'55.756	<b>174,8</b>	11:37'09.459
6	29.604	28.205	32.558	25.544	1'55.911	169,5	11:39'05.370
7	29.807	27.986	32.661	25.375	1'55.829	172,2	11:41'01.199
8	<b>29.231</b>	<b>27.763</b>	<b>32.205</b>	25.293	<b>1'54.492</b>	172,2	11:42'55.691
9	29.613	27.935	37.641	27.872	2'03.061	153,6	11:44'58.752
10	31.139	29.909	34.659	27.181	2'02.888	162,7	11:47'01.640
11	31.066	29.935	34.674	27.014	2'02.689	162,9	11:49'04.329
12	30.800	29.833	35.677	36.746	2'13.056P	164,1	11:51'17.385

Tempo di gara 2'35'52.777

### 60 Fabbrini Carlo (2'14.715)

Giro	Seg.1	Seg.2	Seg.3	Seg.4	T. Giro	km/h	Local Time
Carlo Fabbrini							
1		32.872	38.819	29.407	2'27.658	145,4	11:29'52.266
2	35.055	32.944	39.568	29.740	2'17.307	138,8	11:32'09.573
3	34.701	32.477	38.753	30.020	2'15.951	143,8	11:34'25.524

02/11/2024

P = Box In/Out - C = Tempo Invalidato

12	35.130	32.517	39.795	30.356	2'17.798	139,9	11:54'48.536
13	34.682	32.337	39.317	1'46.217	3'32.553P	141,7	11:58'21.089
14	52.280	35.688	43.626	34.869	2'46.463P	124,3	12:01'07.552
15	35.815	33.247	39.114	30.579	2'18.755	139,5	12:03'26.307
16	36.163	32.931	39.335	30.500	2'18.929	138,3	12:05'45.236
17	34.896	32.707	39.305	30.414	2'17.322	141,4	12:08'02.558
18	35.068	33.596	40.245	30.627	2'19.536	139,0	12:10'22.094
19	37.493	33.230	39.539	31.512	2'21.774	141,9	12:12'43.868
20	37.267	34.692	40.083	31.156	2'23.198	139,2	12:15'07.066
21	35.403	34.020	39.213	30.599	2'19.235	137,6	12:17'26.301
22	36.227	33.708	38.725	30.821	2'19.481	143,4	12:19'45.782
23	36.306	34.379	39.794	30.872	2'21.351	138,3	12:22'07.133
24	36.088	33.591	40.288	31.100	2'21.067	136,7	12:24'28.200
25	35.897	33.559	39.684	31.185	2'20.325	137,8	12:26'48.525
26	36.643	33.005	40.394	30.780	2'20.822	138,6	12:29'09.347

Tempo di gara 1:01'44.739

### 62 Gimignani Fabio (2'12.917)

Giro	Seg.1	Seg.2	Seg.3	Seg.4	T. Giro	km/h	Local Time
Fabio Gimignani							
1		33.113	38.198	<b>28.900</b>	2'25.937	<b>147,7</b>	11:29'50.545
2	34.478	33.115	39.486	29.452	2'16.531	143,0	11:32'07.076
3	34.635	32.666	38.542	29.336	2'15.179	144,8	11:34'22.255
4	34.526	32.233	38.681	29.360	2'14.800	144,8	11:36'37.055
5	34.397	32.132	38.863	29.385	2'14.777	144,8	11:38'51.832
6	34.384	32.404	39.321	29.251	2'15.360	143,6	11:41'07.192
7	34.306	32.251	39.560	29.858	2'15.975	143,2	11:43'23.167
8	34.657	32.087	38.423	29.270	2'14.437	145,7	11:45'37.604
9	34.162	32.319	38.453	29.364	2'14.298	145,6	11:47'51.902
10	34.622	32.269	38.352	29.402	2'14.645	142,9	11:50'06.547
11	34.345	32.159	38.743	29.611	2'14.858	144,4	11:52'21.405
12	34.674	33.304	38.303	29.430	2'15.711	145,6	11:54'37.116
13	35.399	32.736	39.244	30.207	2'17.586	141,2	11:56'54.702
14	35.640	32.564	39.340	1'30.136	3'17.680P	145,6	12:00'12.382
15	57.653	32.786	38.221	30.065	2'38.725P	146,7	12:02'51.107
16	<b>33.857</b>	32.584	38.613	29.192	2'14.246	145,9	12:05'05.353
17	34.435	32.402	38.241	30.744	2'15.822	146,3	12:07'21.175
18	34.479	32.421	38.547	29.378	2'14.825	146,1	12:09'36.000
19	34.066	32.044	38.024	28.950	2'13.084	146,3	12:11'49.084
20	34.233	<b>31.863</b>	<b>37.822</b>	28.999	<b>2'12.917</b>	146,7	12:14'02.001
21	34.670	31.968	38.348	29.835	2'14.821	147,5	12:16'16.822
22	34.909	32.203	37.996	29.216	2'14.324	147,5	12:18'31.146
23	34.406	32.227	38.272	29.629	2'14.534	146,5	12:20'45.680
24	37.050	33.336	38.562	29.446	2'18.394	145,0	12:23'04.074
25	35.131	32.401	39.417	31.799	2'18.748	147,3	12:25'22.822
26	34.698	32.338	38.465	31.489	2'16.990	145,7	12:27'39.812
27	34.564	32.902	39.430	29.961	2'16.857	145,7	12:29'56.669

Tempo di gara 1:02'32.061

### 69 Laber Bernhard (1'56.434)

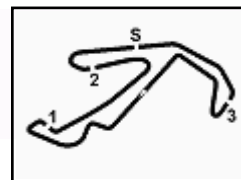
Giro	Seg.1	Seg.2	Seg.3	Seg.4	T. Giro	km/h	Local Time
Bernhard Laber							
1		29.713	33.813	26.461	2'08.122	169,0	11:29'32.730
2	30.754	28.541	34.165	27.217	2'00.677	166,9	11:31'33.407
3	30.428	28.415	34.112	26.347	1'59.302	168,2	11:33'32.709
4	31.069	28.587	33.716	26.290	1'59.662	168,0	11:35'32.371
5	30.562	28.330	34.057	26.482	1'59.431	168,5	11:37'31.802



Power by FICR PERUGIA TIMING

livedatamisano.perugiatiming.com





# Misano Racing Weekend, 2-3 Novembre 2024

## Analisi Tempi Gara

Misano Circuit Sic 58 4.226 m

4 / 6

Start at 11:27'24.608

6	30.132	28.799	33.449	26.212	1'58.592	169,0	11:39'30.394
7	30.500	28.769	33.556	26.624	1'59.449	168,8	11:41'29.843
8	1'22.437	29.351	33.791	26.908	2'52.487	167,7	11:44'22.330
9	31.964	29.265	35.924	27.963	2'05.116	169,8	11:46'27.446
10	31.019	29.066	33.892	27.052	2'01.029	169,0	11:48'28.475
11	31.332	28.810	34.049	26.613	2'00.804	167,7	11:50'29.279
12	31.159	29.106	34.506	44.120	2'18.891P	168,2	11:52'48.170
Lucas Stojetz							
13	1'48.830	28.741	33.640	25.856	3'17.067P	168,2	11:56'05.237
14	30.431	28.371	33.606	26.188	1'58.596	166,9	11:58'03.833
15	30.256	28.566	32.855	25.641	1'57.318	168,2	12:00'01.151
16	30.017	28.072	32.981	25.896	1'56.966	168,5	12:01'58.117
17	29.867	28.382	33.115	<b>25.621</b>	1'56.985	168,2	12:03'55.102
18	29.873	<b>28.013</b>	32.747	25.801	<b>1'56.434</b>	169,3	12:05'51.536
19	29.817	28.057	32.997	25.781	1'56.652	168,8	12:07'48.188
20	29.786	28.264	32.927	25.718	1'56.695	169,3	12:09'44.883
21	30.201	28.267	33.336	25.942	1'57.746	168,0	12:11'42.629
22	30.037	28.200	33.201	25.967	1'57.405	169,3	12:13'40.034
23	30.486	28.129	32.935	25.867	1'57.417	170,1	12:15'37.451
24	30.379	28.150	33.106	25.722	1'57.357	169,3	12:17'34.808
25	30.153	28.073	32.879	25.786	1'56.891	170,1	12:19'31.699
26	<b>29.756</b>	28.388	33.128	<b>25.621</b>	1'56.893	170,1	12:21'28.592
27	29.912	28.183	32.891	26.080	1'57.066	170,6	12:23'25.658
28	30.263	28.364	32.972	25.864	1'57.463	169,8	12:25'23.121
29	29.972	28.342	33.014	25.771	1'57.099	170,1	12:27'20.220
30	29.954	28.199	<b>32.678</b>	26.308	1'57.139	<b>171,7</b>	12:29'17.359

Tempo di gara 1:01'52.751 + 2.160Pen

### 85 Bachofen Peter (1'57.089)

Giro	Seg.1	Seg.2	Seg.3	Seg.4	T. Giro	km/h	Local Time
Peter Bachofen							
1		29.277	33.455	26.244	2'08.646	170,3	11:29'33.254
2	30.988	28.428	34.231	26.687	2'00.334	170,1	11:31'33.588
3	30.465	28.641	33.247	26.381	1'58.734	172,2	11:33'32.322
4	30.187	28.629	33.449	26.249	1'58.514	170,6	11:35'30.836
5	30.666	28.380	33.471	26.042	1'58.559	171,4	11:37'29.395
6	30.264	28.383	33.426	25.909	1'57.982	171,4	11:39'27.377
7	30.286	28.278	33.115	25.998	1'57.677	172,2	11:41'25.054
8	30.716	28.224	33.420	26.134	1'58.494	171,2	11:43'23.548
9	30.166	28.142	33.177	25.969	1'57.454	170,1	11:45'21.002
10	<b>30.114</b>	28.316	33.248	26.020	1'57.698	171,2	11:47'18.700
11	30.315	<b>28.016</b>	<b>33.002</b>	25.756	<b>1'57.089</b>	170,9	11:49'15.789
12	30.549	28.088	33.168	25.729	1'57.534	170,3	11:51'13.323
13	30.242	28.243	33.357	26.116	1'57.958	<b>173,1</b>	11:53'11.281
14	30.327	28.177	34.381	26.133	1'59.018	169,5	11:55'10.299
15	30.158	28.125	33.578	25.830	1'57.691	171,2	11:57'07.990
16	30.588	28.478	34.083	36.826	2'09.975P	169,8	11:59'17.965

### Dario Inhelder

17	1'52.719	29.796	34.486	27.710	3'24.711P	168,8	12:02'42.676
18	31.460	29.474	33.710	26.980	2'01.624	169,0	12:04'44.300
19	31.224	29.364	33.796	26.573	2'00.957	172,0	12:06'45.257
20	31.603	29.846	34.199	26.462	2'02.110	171,2	12:08'47.367
21	30.340	28.644	33.669	27.084	1'59.737	170,9	12:10'47.104
22	31.385	28.797	33.275	26.717	2'00.174	170,9	12:12'47.278
23	30.987	28.720	33.525	26.669	1'59.901	170,9	12:14'47.179
24	30.931	28.858	33.105	26.325	1'59.219	171,2	12:16'46.398
25	31.177	29.122	34.090	26.791	2'01.180	170,6	12:18'47.578
26	30.633	28.825	33.800	26.942	2'00.200	171,7	12:20'47.778
27	33.288	29.155	34.956	27.276	2'04.675	<b>173,1</b>	12:22'52.453
28	30.981	28.957	33.312	26.624	1'59.874	169,8	12:24'52.327
29	31.045	28.844	33.258	26.438	1'59.585	170,1	12:26'51.912
30	31.213	28.967	33.650	26.260	2'00.090	169,8	12:28'52.002

Tempo di gara 1:01'27.394

### 87 Bertinelli Davide (1'55.264)

Giro	Seg.1	Seg.2	Seg.3	Seg.4	T. Giro	km/h	Local Time
Davide Bertinelli							
1		28.062	32.621	25.546	2'02.147	170,6	11:29'26.755
2	29.626	<b>27.700</b>	32.603	25.476	1'55.405	169,0	11:31'22.160
3	<b>29.393</b>	27.826	32.588	25.706	1'55.513	168,8	11:33'17.673
4	29.464	28.059	32.609	25.292	1'55.424	168,8	11:35'13.097
5	29.593	27.896	<b>32.444</b>	25.989	1'55.922	171,2	11:37'09.019
6	29.506	27.784	32.689	25.285	<b>1'55.264</b>	169,3	11:39'04.283
7	29.490	27.974	32.815	<b>25.218</b>	1'55.497	170,1	11:40'59.780
8	29.467	27.757	32.606	25.669	1'55.499	170,1	11:42'55.279
9	29.580	27.732	32.543	25.907	1'55.762	170,6	11:44'51.041
10	30.673	28.058	33.518	25.642	1'57.891	167,7	11:46'48.932
11	30.052	28.243	32.999	25.670	1'56.964	168,2	11:48'45.896
12	30.361	28.002	33.545	25.787	1'57.695	169,8	11:50'43.591
13	30.622	28.144	33.504	26.502	1'58.772	168,5	11:52'42.363
14	30.884	28.045	32.949	25.951	1'57.829	170,9	11:54'40.192
15	30.149	28.285	32.713	25.679	1'56.826	169,8	11:56'37.018
16	30.058	28.196	32.996	25.803	1'57.053	169,0	11:58'34.071
17	30.336	28.051	33.074	25.671	1'57.132	168,8	12:00'31.203
18	31.063	28.451	32.944	1'38.907	3'11.365P	<b>172,0</b>	12:03'42.568
19	46.578	28.493	33.231	26.094	2'14.396P	168,8	12:05'56.964
20	30.485	28.140	33.379	25.898	1'57.902	169,0	12:07'54.866
21	30.460	28.252	33.749	26.145	1'58.606	166,7	12:09'53.472
22	30.285	28.059	33.667	25.864	1'57.875	168,5	12:11'51.347
23	30.652	28.477	34.072	25.999	1'59.200	168,2	12:13'50.547
24	30.992	28.402	33.591	26.116	1'59.101	168,8	12:15'49.648
25	30.781	28.467	33.702	25.768	1'58.718	168,2	12:17'48.366
26	30.262	28.100	33.403	25.935	1'57.700	169,0	12:19'46.066
27	30.439	28.507	33.823	26.113	1'58.882	168,0	12:21'44.948
28	30.913	28.650	33.591	26.144	1'59.298	168,0	12:23'44.246
29	30.771	28.278	33.803	26.304	1'59.156	167,4	12:25'43.402
30	30.873	28.644	34.397	27.795	2'01.709	166,2	12:27'45.111

Tempo di gara 1:00'20.503

### 93 Luginbuehl Hans (2'01.425)

Giro	Seg.1	Seg.2	Seg.3	Seg.4	T. Giro	km/h	Local Time
Hans Luginbuehl							
1		30.103	35.423	27.918	2'14.702	166,9	11:29'39.310
2	33.455	29.813	35.438	27.604	2'06.310	168,0	11:31'45.620
3	32.037	29.768	36.495	27.707	2'06.007	168,8	11:33'51.627
4	31.813	29.533	35.144	28.340	2'04.830	168,5	11:35'56.457
5	32.703	31.346	36.134	27.411	2'07.594	166,9	11:38'04.051
6	32.224	29.581	35.641	27.464	2'04.910	169,0	11:40'08.961
7	32.022	29.592	36.100	27.314	2'05.028	163,6	11:42'13.989
8	33.405	29.844	35.838	27.612	2'06.699	168,5	11:44'20.688
9	33.111	29.547	37.580	27.746	2'07.984	166,4	11:46'28.672
10	32.255	29.666	36.008	27.818	2'05.747	163,6	11:48'34.419
11	32.144	30.358	36.238	27.532	2'06.272	167,2	11:50'40.691
12	32.094	30.161	35.259	27.379	2'04.893	167,7	11:52'45.584
13	31.656	29.365	34.724	27.453	2'03.198	169,3	11:54'48.782
14	31.845	29.730	34.958	28.721	2'05.254	169,0	11:56'54.036
15	31.846	29.960	36.040	28.192	2'06.038	156,5	11:59'00.074
16	31.875	29.435	35.151	27.405	2'03.866	167,7	12:01'03.940
17	32.632	29.388	34.812	27.233	2'04.065	168,5	12:03'08.005
18	31.816	29.111	34.702	27.186	2'02.815	168,5	12:05'10.820
19	31.806	30.618	35.160	1'57.175	3'34.759P	168,2	12:08'45.579
20	53.124	30.166	35.551	27.673	2'26.514P	163,1	12:11'12.093
21	31.750	29.274	<b>34.436</b>	26.671	2'02.131	169,0	12:13'14.224
22	33.013	29.464	34.615	<b>26.647</b>	2'03.739	169,3	12:15'17.963
23	<b>31.137</b>	<b>28.965</b>	34.616	26.707	<b>2'01.425</b>	169,3	12:17'19.388
24	31.370	29.119	35.617	27.122	2'03.228	168,2	12:19'22.616
25	31.271	29.673	34.546	26.944	2'02.434	<b>170,1</b>	12:21'25.050
26	31.383	29.627	35.072	27.089	2'03.171	164,4	12:23'28.221
27	31.531	29.364	35.654	26.897	2'03.446	<b>170,1</b>	12:25'31.667

02/11/2024

P = Box In/Out - C = Tempo Invalidato

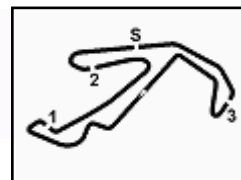
Power by FICR PERUGIA TIMING



livedatamisano.perugiatiming.com







# Misano Racing Weekend, 2-3 Novembre 2024

## Analisi Tempi Gara

Misano Circuit Sic 58 4.226 m

Start at 11:27'24.608

5 / 6

28	32.324	29.528	35.298	28.905	2'06.055	169,3	12:27'37.722	12	32.359	<b>29.284</b>	35.998	43.251	2'20.892P	159,8	11:52'54.263
29	31.823	29.515	35.064	26.972	2'03.374	168,8	12:29'41.096				Fabian Körber				

Tempo di gara 1:02'16.488 + 5.000Pen

### 95 Alfa Delta (1'57.272)

Giro	Seg.1	Seg.2	Seg.3	Seg.4	T. Giro	km/h	Local Time
Ambrogio Perfetti							
1		29.668	<b>32.838</b>	26.302	2'06.610	170,1	11:29'31.218
2	30.109	28.434	33.047	<b>25.682</b>	<b>1'57.272</b>	168,8	11:31'28.490
3	29.933	28.655	33.535	26.249	1'58.372	168,2	11:33'26.862
4	31.100	28.240	32.848	26.011	1'58.199	170,1	11:35'25.061
5	29.917	28.883	33.366	25.809	1'57.975	169,5	11:37'23.036
6	30.081	28.205	34.199	25.750	1'58.235	170,1	11:39'21.271
7	31.350	28.655	33.575	26.109	1'59.689	168,8	11:41'20.960
8	30.450	28.769	33.311	26.003	1'58.533	167,4	11:43'19.493
9	29.880	28.391	33.626	26.029	1'57.926	167,2	11:45'17.419
10	30.262	28.856	33.209	26.229	1'58.556	167,7	11:47'15.975
11	30.322	28.735	33.502	25.946	1'58.505	166,7	11:49'14.480
12	<b>29.848</b>	28.955	33.058	26.052	1'57.913	168,0	11:51'12.393
13	30.342	28.647	33.169	26.416	1'58.574	166,9	11:53'10.967
14	30.215	28.788	33.403	26.094	1'58.500	168,2	11:55'09.467
15	30.472	28.852	33.730	46.588	2'19.642P	169,0	11:57'29.109
16	1'52.256	28.823	33.795	26.198	3'21.072P	167,2	12:00'50.181
17	30.254	28.879	33.496	26.616	1'59.245	167,4	12:02'49.426
18	30.481	29.169	33.720	25.936	1'59.306	167,4	12:04'48.732
19	30.316	28.420	33.340	26.592	1'58.668	167,7	12:06'47.400
20	30.200	28.820	33.575	26.107	1'58.702	168,8	12:08'46.102
21	30.280	<b>28.090</b>	33.388	26.538	1'58.296	168,8	12:10'44.398
22	31.094	28.648	33.427	25.949	1'59.118	168,0	12:12'43.516
23	30.393	28.352	33.383	26.044	1'58.172	<b>170,3</b>	12:14'41.688
24	30.158	28.840	33.452	25.893	1'58.343	167,7	12:16'40.031
25	30.227	29.045	33.799	26.223	1'59.294	168,0	12:18'39.325
26	29.968	28.795	34.187	26.062	1'59.012	167,7	12:20'38.337
27	30.496	28.721	33.325	26.312	1'58.854	168,8	12:22'37.191
28	30.225	29.003	33.656	26.561	1'59.445	168,2	12:24'36.636

Tempo di gara 57'12.028

### 96 Barbieri Stefano (2'02.437)

Giro	Seg.1	Seg.2	Seg.3	Seg.4	T. Giro	km/h	Local Time
Stefano Barbieri							
1		30.476	34.843	<b>27.018</b>	2'10.954	<b>166,4</b>	11:29'35.562
2	31.422	29.173	<b>34.453</b>	27.389	<b>2'02.437</b>	165,9	11:31'37.999
3	31.382	29.331	34.556	27.432	2'02.701	165,4	11:33'40.700
4	31.364	29.498	35.528	3'09.568	4'45.958P	165,1	11:38'26.658
5	45.602	29.316	34.522	27.956	2'17.396P	165,4	11:40'44.054
6	31.964	29.176	34.740	27.472	2'03.352	163,1	11:42'47.406
7	<b>31.245</b>	29.564	35.113	27.210	2'03.132	163,1	11:44'50.538
8	31.982	<b>29.040</b>	34.904	27.119	2'03.045	164,9	11:46'53.583
9	31.426	29.464	35.310	27.756	2'03.956	164,4	11:48'57.539
10	31.533	29.485	35.448	28.272	2'04.738	163,4	11:51'02.277

Tempo di gara 23'37.669

### 100 Körber Mathias (2'03.544)

Giro	Seg.1	Seg.2	Seg.3	Seg.4	T. Giro	km/h	Local Time
Mathias Körber							
1		30.549	36.060	27.499	2'16.446	158,4	11:29'41.054
2	32.315	30.003	36.879	27.653	2'06.850	160,5	11:31'47.904
3	34.132	29.628	35.413	<b>26.840</b>	2'06.013	161,0	11:33'53.917
4	32.172	29.619	35.361	27.068	2'04.220	161,2	11:35'58.137
5	32.448	29.645	35.501	27.112	2'04.706	162,2	11:38'02.843
6	32.330	29.794	35.632	27.169	2'04.925	161,4	11:40'07.768
7	32.248	29.930	36.008	27.090	2'05.276	161,9	11:42'13.044
8	33.754	29.786	35.470	26.913	2'05.923	161,0	11:44'18.967
9	33.054	29.792	35.135	27.021	2'05.002	<b>163,1</b>	11:46'23.969
10	31.809	29.646	35.513	27.011	2'03.979	<b>163,1</b>	11:48'27.948
11	32.250	29.578	36.334	27.261	2'05.423	161,0	11:50'33.371

02/11/2024

P = Box In/Out - C = Tempo Invalidato

13	1'51.903	30.026	35.669	27.310	3'24.908P	162,4	11:56'19.171
14	32.591	29.541	35.225	28.228	2'05.585	161,9	11:58'24.756
15	33.673	29.654	<b>35.101</b>	27.286	2'05.714	160,2	12:00'30.470
16	32.703	29.607	35.281	27.190	2'04.781	160,2	12:02'35.251
17	31.913	29.706	35.147	27.225	2'03.991	161,2	12:04'39.242
18	32.805	29.739	35.333	27.177	2'05.054	161,4	12:06'44.296
19	31.757	29.765	35.873	27.214	2'04.609	161,2	12:08'48.905
20	31.721	29.834	35.752	27.430	2'04.737	162,4	12:10'53.642
21	31.714	29.370	35.551	26.909	<b>2'03.544</b>	159,3	12:12'57.186
22	<b>31.438</b>	29.461	35.662	27.027	2'03.588	161,0	12:15'00.774
23	31.656	29.623	35.487	27.121	2'03.887	159,1	12:17'04.661
24	31.832	29.713	35.416	26.996	2'03.957	158,1	12:19'08.618
25	31.615	29.846	35.161	27.212	2'03.834	159,1	12:21'12.452
26	31.737	29.705	35.196	27.110	2'03.748	159,5	12:23'16.200
27	31.714	29.637	35.312	27.936	2'04.599	158,4	12:25'20.799
28	31.775	29.477	35.724	27.191	2'04.167	161,0	12:27'24.966
29	31.606	30.079	35.876	27.910	2'05.471	156,5	12:29'30.437

Tempo di gara 1:02'05.829

### 106 Serio Giovanni (1'56.682)

Giro	Seg.1	Seg.2	Seg.3	Seg.4	T. Giro	km/h	Local Time
Massimo Guerra							
1		29.111	33.537	26.154	2'08.247	166,2	11:29'32.855
2	31.053	28.442	33.017	25.813	1'58.325	<b>169,5</b>	11:31'31.180
3	30.217	28.467	32.911	25.608	1'57.203	168,0	11:33'28.383
4	30.267	28.011	33.429	<b>25.509</b>	1'57.216	163,6	11:35'25.599
5	29.928	28.334	32.895	25.525	<b>1'56.682</b>	166,9	11:37'22.281
6	30.690	28.225	33.811	25.795	1'58.521	165,9	11:39'20.802
7	30.267	28.238	33.076	25.612	1'57.193	165,9	11:41'17.995
8	<b>29.808</b>	28.220	33.209	25.715	1'56.952	165,4	11:43'14.947
9	30.056	28.127	32.766	26.039	1'56.988	166,9	11:45'11.935
10	30.190	28.417	33.279	25.725	1'57.611	166,7	11:47'09.546
11	30.565	<b>27.991</b>	33.073	25.897	1'57.526	168,2	11:49'07.072
12	30.096	28.202	33.552	25.537	1'57.387	168,5	11:51'04.459
13	30.624	28.010	33.000	25.659	1'57.293	165,9	11:53'01.752
14	30.004	27.997	32.982	25.940	1'56.923	166,2	11:54'58.675
15	30.189	28.266	33.162	25.679	1'57.296	166,4	11:56'55.971
16	30.670	28.502	33.079	25.640	1'57.891	166,4	11:58'53.862
17	30.399	29.332	33.061	25.831	1'58.623	165,4	12:00'52.485
18	29.991	28.100	<b>32.754</b>	27.122	1'57.967	167,7	12:02'50.452
19	30.074	28.654	33.128	1'41.377	3'13.233P	167,7	12:06'03.685
Giovanni Serio							
20	44.266	30.224	35.388	27.518	2'17.396P	166,7	12:08'21.081
21	32.176	30.044	35.640	27.068	2'04.928	166,7	12:10'26.009
22	31.862	29.249	35.030	26.766	2'02.907	165,6	12:12'28.916
23	32.237	29.471	36.170	26.753	2'04.631	164,6	12:14'33.547
24	31.633	29.629	35.616	27.291	2'04.169	164,6	12:16'37.716
25	32.041	30.119	35.591	27.334	2'05.085	164,4	12:18'42.801
26	31.967	29.638	35.293	27.231	2'04.129	164,6	12:20'46.930
27	32.964	29.403	36.680	27.752	2'06.799	165,4	12:22'53.729
28	32.021	29.317	35.181	28.418	2'04.937	164,1	12:24'58.666
29	32.355	29.623	35.834	27.522	2'05.334	164,1	12:27'04.000
30	32.160	30.192	35.459	27.287	2'05.098	163,6	12:29'09.098

Tempo di gara 1:01'44.490

### 188 Alfa Delta (2'01.682)

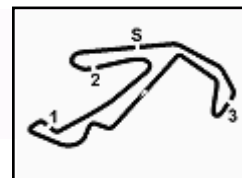
Giro	Seg.1	Seg.2	Seg.3	Seg.4	T. Giro	km/h	Local Time
Giulio Sordi							
1		34.090	36.365	27.369	2'23.075	151,3	11:29'47.683
2	32.095	30.972	35.638	27.020	2'05.725	151,9	11:31'53.408
3	31.757	30.192	36.414	26.927	2'05.290	141,7	11:33'58.698
4	31.224	30.512	35.477	26.751	2'03.964	150,0	11:36'02.662
5	32.246	30.010	35.189	27.659	2'05.104	153,4	11:38'07.766



Power by FICR PERUGIA TIMING

livedatamisano.perugiatiming.com





# Misano Racing Weekend, 2-3 Novembre 2024

## Analisi Tempì Gara

Start at 11:27'24.608

6	32.510	29.855	35.030	27.097	2'04.492	154,1	11:40'12.258
7	31.354	29.869	35.185	27.447	2'03.855	150,8	11:42'16.113
8	32.830	30.414	35.042	28.318	2'06.604	153,6	11:44'22.717
9	31.844	30.019	35.539	27.942	2'05.344	153,6	11:46'28.061
10	31.916	30.206	35.191	27.384	2'04.697	153,4	11:48'32.758
11	31.899	29.961	35.859	26.689	2'04.408	146,5	11:50'37.166
12	30.975	30.028	35.058	26.777	2'02.838	152,8	11:52'40.004
13	30.939	29.846	34.916	40.166	2'15.867P	154,7	11:54'55.871
Mattia Sordi							
14	1'49.118	30.258	35.439	26.782	3'21.597P	152,3	11:58'17.468
15	31.666	29.776	34.727	27.058	2'03.227	153,4	12:00'20.695
16	30.977	30.366	<b>34.623</b>	27.056	2'03.022	154,7	12:02'23.717
17	31.624	30.186	34.686	26.646	2'03.142	155,4	12:04'26.859
18	31.398	30.598	34.760	26.972	2'03.728	155,2	12:06'30.587
19	31.205	29.593	34.735	26.530	2'02.063	156,3	12:08'32.650
20	31.226	30.498	35.065	27.731	2'04.520	154,7	12:10'37.170
21	30.977	29.985	35.169	27.166	2'03.297	154,5	12:12'40.467
22	31.279	29.599	35.508	<b>26.414</b>	2'02.800	157,2	12:14'43.267
23	30.996	29.744	34.819	26.465	2'02.024	155,4	12:16'45.291
24	31.527	30.117	35.020	27.051	2'03.715	155,6	12:18'49.006
25	30.832	29.710	34.683	26.896	2'02.121	156,1	12:20'51.127
26	31.411	29.843	34.679	27.071	2'03.004	155,8	12:22'54.131
27	31.941	29.869	34.964	27.804	2'04.578	<b>158,1</b>	12:24'58.709
28	31.233	29.859	34.783	26.570	2'02.445	152,5	12:27'01.154
29	<b>30.635</b>	<b>29.412</b>	34.773	26.862	<b>2'01.682</b>	156,5	12:29'02.836

Tempo di gara 1:01'38.228

### 356 Barbolini Carlo (1'58.304)

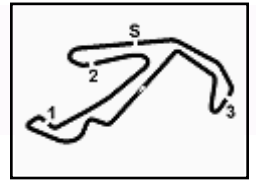
Giro	Seg.1	Seg.2	Seg.3	Seg.4	T. Giro	km/h	Local Time
Carlo Barbolini							
1		30.235	35.640	27.395	2'14.952	166,7	11:29'39.560
2	31.917	29.362	34.606	27.739	2'03.624	<b>167,4</b>	11:31'43.184
3	31.644	29.415	34.825	27.009	2'02.893	164,6	11:33'46.077
4	31.136	28.971	34.629	26.972	2'01.708	164,6	11:35'47.785
5	31.014	29.125	34.315	26.558	2'01.012	165,9	11:37'48.797
6	30.626	28.961	33.820	26.529	1'59.936	166,2	11:39'48.733
7	31.345	28.948	34.263	26.839	2'01.395	165,6	11:41'50.128
8	31.617	29.588	34.749	26.731	2'02.685	165,4	11:43'52.813
9	30.692	28.747	34.360	26.728	2'00.527	166,4	11:45'53.340
10	30.717	29.010	35.690	27.124	2'02.541	164,1	11:47'55.881
11	31.641	29.175	34.361	26.849	2'02.026	165,6	11:49'57.907
12	30.953	29.071	34.393	27.180	2'01.597	165,4	11:51'59.504
13	31.278	29.624	36.195	27.213	2'04.310	157,9	11:54'03.814
14	31.588	29.487	35.458	2'05.216	3'41.749P	<b>167,4</b>	11:57'45.563
Raffaele Raimondi							
15	51.211	29.288	33.937	26.940	2'21.376P	165,1	12:00'06.939
16	30.753	28.801	34.197	26.430	2'00.181	165,1	12:02'07.120
17	30.384	28.595	33.651	26.072	1'58.702	166,4	12:04'05.822
18	<b>30.085</b>	28.597	33.593	26.029	<b>1'58.304</b>	166,7	12:06'04.126
19	30.334	28.624	<b>33.582</b>	26.011	1'58.551	167,2	12:08'02.677
20	30.274	<b>28.530</b>	33.826	<b>26.001</b>	1'58.631	166,4	12:10'01.308

Tempo di gara 42'36.700





Misano  
MWC  
World Circuit  
Marco Simoncini



Misano Circuit Sic 58 4.226 m

# Misano Racing Weekend, 2-3 Novembre 2024

## Contagiri Gara

		Giro																													
	1	2	3	4	5	6	7	8	9	10	11	12	13	14	15	16	17	18	19	20	21	22	23	24	25	26	27	28	29	30	
1	87	87	87	87	87	87	87	87	87	87	87	87	87	87	87	87	87	106	34	87	87	87	87	87	87	87	87	87	87	87	87
2	50	50	50	50	50	50	50	50	50	50	50	34	106	106	106	106	106	34	87	11	11	11	11	11	11	11	11	11	11	11	
3	11	11	95	11	106	106	106	106	106	34	34	106	11	11	11	34	34	87	106	106	34	34	34	34	34	34	34	34	34	34	
4	95	95	11	95	95	95	34	34	34	106	106	11	34	34	34	11	11	11	11	34	106	106	106	106	95	95	95	95	85	85	
5	69	106	106	106	11	11	11	11	11	11	11	95	95	95	85	85	85	85	85	95	95	95	95	95	106	106	85	85	106	106	
6	106	34	34	34	34	34	95	95	95	95	95	85	85	85	95	95	95	95	95	85	85	85	85	85	85	85	106	106	69	69	
7	85	69	85	85	85	85	85	85	85	85	85	50	356	23	23	93	93	93	69	69	69	69	69	69	69	69	69	69	23		
8	34	85	69	69	69	69	69	356	356	356	356	27	93	93	23	69	69	356	356	23	23	23	23	23	23	23	23	23	25		
9	96	96	96	356	356	356	356	27	27	27	27	27	23	356	69	69	356	356	23	23	27	27	27	27	27	27	27	27	27		
10	25	25	356	25	27	27	27	25	40	40	69	188	93	27	356	356	27	23	27	27	188	188	188	188	188	188	25	25	188		
11	93	356	25	27	25	25	25	40	100	100	100	23	188	69	27	27	188	27	188	188	188	25	25	25	25	25	188	188	16		
12	356	93	27	93	40	40	40	16	16	69	188	93	69	188	188	188	23	188	25	25	16	16	16	16	16	16	16	16	100		
13	100	27	93	40	16	16	16	100	25	25	23	69	40	40	16	16	16	16	16	16	100	100	100	100	100	100	100	100	93		
14	27	40	40	16	100	100	100	93	69	23	93	100	16	16	40	40	25	25	93	100	40	40	40	40	40	40	40	40	93	40	
15	40	100	16	100	93	93	93	23	23	16	40	9	100	100	100	100	40	40	100	40	93	93	93	93	93	93	93	40			
16	16	16	100	23	23	23	23	69	188	188	9	40	25	25	25	100	100	40	93	9	9	9	9	9	9	9	9				
17	23	23	23	188	188	188	188	188	93	93	16	16	62	9	9	9	9	9	9	9	62	62	62	62	62	62	62	62			
18	9	188	188	9	9	9	9	9	9	9	25	25	9	62	62	62	62	62	62	62	60	60	60	60	60	60	60				
19	188	9	9	62	62	62	62	62	62	62	62	62	60	60	60	60	60	60	60	60	20	20	20	20							
20	62	62	62	60	60	60	60	60	60	60	60	60	20	20	20	20	20	20	20	20											
21	60	60	60	20	20	20	20	96	96	96	20	20																			
22	20	20	20	96	96	96	96	20	20	20																					

Final Result			
1	87	BERTINELLI DAVIDE	Giri 30
2	11	ALFA DELTA	4.899
3	34	KAMATA	30.987
4	85	BACHOFEN PETER	1'06.891
5	106	SERIO GIOVANNI	1'23.987
6	69	LABER BERNHARD (	1'34.408
7	23	SALOMONE MARIO (	1 Giro
8	27	FRANCESCHETTI AL	1 Giro
9	188	ALFA DELTA	1 Giro
10	25	PANTALEO FRANCES	1 Giro
11	16	GUERRA MARCO	1 Giro
12	100	KÖRBER MATHIAS	1 Giro
13	40	SWISS HISTORIC RA	1 Giro
14	93	LUGINBUEHL HANS (	1 Giro
15	95	ALFA DELTA	2 Giri
16	9	BARTOLUCCI UMBER	3 Giri
17	62	GIMIGNANI FABIO	3 Giri
18	60	FABBRINI CARLO	4 Giri
19	20	MILLA	6 Giri
RIT	356	BARBOLINI CARLO	10 Giri
RIT	50	ALFA DELTA	18 Giri
RIT	96	BARBIERI STEFANO	20 Giri
NP	61	ACCIAI EDOARDO	

Power by FICr PERUGIA TIMING

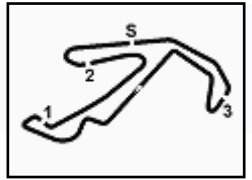
CANOSSA

OKP

[livedatamisano.perugiatiming.com](http://livedatamisano.perugiatiming.com)







# Misano Racing Weekend, 2-3 Novembre 2024

## Velocità Gara

Misano Circuit Sic 58 4.226 m

CLASSIFICA		
1	87 BERTINELLI DAVIDE	GTAm 30 Giri
2	11 ALFA DELTA	GTAm 4.899
3	34 KAMATA	GTAm 30.987
4	85 BACHOFEN PETER	GTAm 1'06.891
5	106 SERIO GIOVANNI	Giulia Sprint GTA 1'23.987
6	69 LABER BERNHARD	GTAm 1'34.408
7	23 SALOMONE MARIO	GTAm 1 Giro
8	27 FRANCESCHETTI ALBERTO	GTAm 1 Giro
9	188 ALFA DELTA	GTA 1300 Junior 1 Giro
10	25 PANTALEO FRANCESCO	Giulia Sprint GTA 1 Giro
11	16 GUERRA MARCO	Giulia Sprint GTA 1 Giro
12	100 KÖRBER MATHIAS	Giulia Sprint GTA 1 Giro
13	40 SWISS HISTORIC RACING T	GTAm 1 Giro
14	93 LUGINBUEHL HANS	GTAm 1 Giro
15	95 ALFA DELTA	GTAm 2 Giri
16	9 BARTOLUCCI UMBERTO	Giulia Super 3 Giri
17	62 GIMIGNANI FABIO	GT Veloce 2000 3 Giri
18	60 FABBRINI CARLO	GT Veloce 2000 4 Giri
19	20 MILLA	Giulia Super 6 Giri
RIT	356 BARBOLINI CARLO	GTAm 10 Giri
RIT	50 ALFA DELTA	GTAm 18 Giri
RIT	96 BARBIERI STEFANO	GTAm 20 Giri
NP	61 ACCIAI EDOARDO	GT Veloce 2000

SPEED		
1	27 FRANCESCHETTI ALBERTO	GTAm 177,6
2	11 ALFA DELTA	GTAm 176,8
3	50 ALFA DELTA	GTAm 174,8
4	85 BACHOFEN PETER	GTAm 173,1
5	34 KAMATA	GTAm 172,0
6	87 BERTINELLI DAVIDE	GTAm 172,0
7	23 SALOMONE MARIO	GTAm 171,7
8	69 LABER BERNHARD	GTAm 171,7
9	95 ALFA DELTA	GTAm 170,3
10	93 LUGINBUEHL HANS	GTAm 170,1
11	106 SERIO GIOVANNI	Giulia Sprint GTA 169,5
12	356 BARBOLINI CARLO	GTAm 167,4
13	96 BARBIERI STEFANO	GTAm 166,4
14	40 SWISS HISTORIC RACING T	Giulia Sprint GTA 165,1
15	16 GUERRA MARCO	Giulia Sprint GTA 164,9
16	25 PANTALEO FRANCESCO	Giulia Sprint GTA 164,4
17	100 KÖRBER MATHIAS	Giulia Sprint GTA 163,1
18	9 BARTOLUCCI UMBERTO	Giulia Super 161,4
19	188 ALFA DELTA	GTA 1300 Junior 158,1
20	62 GIMIGNANI FABIO	GT Veloce 2000 147,7
21	60 FABBRINI CARLO	GT Veloce 2000 145,9
22	20 MILLA	Giulia Super 142,3

SEG. 1	
1	50 ALFA DELTA 29.231
2	87 BERTINELLI DAVIDE 29.393
3	69 LABER BERNHARD 29.756
4	106 SERIO GIOVANNI 29.808
5	11 ALFA DELTA 29.848
6	95 ALFA DELTA 29.848
7	23 SALOMONE MARIO 29.913
8	34 KAMATA 29.985
9	356 BARBOLINI CARLO 30.085
10	85 BACHOFEN PETER 30.114
11	188 ALFA DELTA 30.635
12	25 PANTALEO FRANCESCO 30.952
13	93 LUGINBUEHL HANS 31.137
14	96 BARBIERI STEFANO 31.245
15	27 FRANCESCHETTI ALBE 31.297
16	100 KÖRBER MATHIAS 31.438
17	16 GUERRA MARCO 31.487
18	40 SWISS HISTORIC RAC 31.763
19	9 BARTOLUCCI UMBERT 33.470
20	62 GIMIGNANI FABIO 33.857
21	60 FABBRINI CARLO 34.206
22	20 MILLA 36.466

SEG. 2	
1	87 BERTINELLI DAVIDE 27.700
2	50 ALFA DELTA 27.763
3	11 ALFA DELTA 27.768
4	34 KAMATA 27.950
5	106 SERIO GIOVANNI 27.991
6	69 LABER BERNHARD 28.013
7	85 BACHOFEN PETER 28.016
8	95 ALFA DELTA 28.090
9	23 SALOMONE MARIO 28.099
10	356 BARBOLINI CARLO 28.530
11	27 FRANCESCHETTI ALBE 28.685
12	93 LUGINBUEHL HANS 28.965
13	25 PANTALEO FRANCESCO 29.006
14	16 GUERRA MARCO 29.037
15	96 BARBIERI STEFANO 29.040
16	100 KÖRBER MATHIAS 29.284
17	40 SWISS HISTORIC RAC 29.398
18	188 ALFA DELTA 29.412
19	9 BARTOLUCCI UMBERT 30.937
20	62 GIMIGNANI FABIO 31.863
21	60 FABBRINI CARLO 32.220
22	20 MILLA 33.949

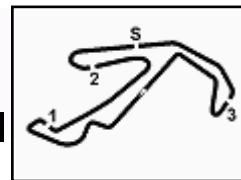
SEG. 3	
1	50 ALFA DELTA 32.205
2	87 BERTINELLI DAVIDE 32.444
3	11 ALFA DELTA 32.570
4	23 SALOMONE MARIO 32.641
5	69 LABER BERNHARD 32.678
6	34 KAMATA 32.683
7	106 SERIO GIOVANNI 32.754
8	95 ALFA DELTA 32.838
9	85 BACHOFEN PETER 33.002
10	356 BARBOLINI CARLO 33.582
11	25 PANTALEO FRANCESCO 34.109
12	27 FRANCESCHETTI ALBE 34.133
13	93 LUGINBUEHL HANS 34.436
14	96 BARBIERI STEFANO 34.453
15	40 SWISS HISTORIC RAC 34.541
16	188 ALFA DELTA 34.623
17	16 GUERRA MARCO 34.805
18	100 KÖRBER MATHIAS 35.101
19	9 BARTOLUCCI UMBERT 35.942
20	62 GIMIGNANI FABIO 37.822
21	60 FABBRINI CARLO 37.930
22	20 MILLA 40.412

SEG. 4	
1	87 BERTINELLI DAVIDE 25.218
2	50 ALFA DELTA 25.269
3	34 KAMATA 25.353
4	106 SERIO GIOVANNI 25.509
5	11 ALFA DELTA 25.512
6	69 LABER BERNHARD 25.621
7	95 ALFA DELTA 25.682
8	85 BACHOFEN PETER 25.729
9	23 SALOMONE MARIO 25.845
10	356 BARBOLINI CARLO 26.001
11	188 ALFA DELTA 26.414
12	25 PANTALEO FRANCESCO 26.433
13	93 LUGINBUEHL HANS 26.647
14	16 GUERRA MARCO 26.819
15	100 KÖRBER MATHIAS 26.840
16	27 FRANCESCHETTI ALBE 26.846
17	96 BARBIERI STEFANO 27.018
18	40 SWISS HISTORIC RAC 27.075
19	9 BARTOLUCCI UMBERT 28.831
20	62 GIMIGNANI FABIO 28.900
21	60 FABBRINI CARLO 29.273
22	20 MILLA 31.725





Misano  
MJC  
World Circuit  
Marco Simoncini  
PROVVISORIA



## Misano Racing Weekend, 2-3 Novembre 2024

### Classifica Qualifiche

Misano Circuit Sic 58 4.226 m

1 / 2

	Conduuttore 1 Num. Concorrente	Conduuttore 2 Team	Auto	Classe	Tempo	Dist.	Media	Giri
1	<b>50 BARRI Giacomo (ITA)</b> ALFA DELTA	OKP Alfa Delta Racing Team	GTAM	G2TC2	<b>1'54.016</b>		133,434	6
2	<b>87 BERTINELLI Davide (ITA)</b> BERTINELLI DAVIDE	Team Gatti	GTAM	G2TC2	<b>1'54.897</b>	0.881	132,411	11
3	<b>69 STOJETZ Lucas (DEU)</b> LABER BERNHARD	<b>LABER Bernhard (DEU)</b> OKP Alfa Delta Racing Team	GTAM	G2TC2	<b>1'56.318</b>	2.302	130,793	8
4	<b>85 INHELDER Dario (CHE)</b> BACHOFEN PETER	<b>BACHOFEN Peter (ITA)</b> OKP Alfa Delta Racing Team	GTAM	G2TC2	<b>1'56.599</b>	2.583	130,478	12
5	<b>11 KESSEL Ronnie (CHE)</b> ALFA DELTA	OKP Alfa Delta Racing Team	GTAM	G2TC2	<b>1'56.840</b>	2.824	130,209	9
6	<b>106 SERIO Giovanni (ITA)</b> SERIO GIOVANNI	<b>GUERRA Massimo (ITA)</b> Carrera Team	GIULIA SPRINT GTA	IG516	<b>1'57.049</b>	3.033	129,976	10
7	<b>96 GIOVESI Kevin (ITA)</b> BARBIERI STEFANO	<b>BARBIERI Stefano (ITA)</b> AMG RS	GTAM	G2TC2	<b>1'57.631</b>	3.615	129,333	8
8	<b>356 RAIMONDI Raffaele (ITA)</b> BARBOLINI CARLO	<b>BARBOLINI Carlo (ITA)</b> Circolo della Biella	GTAM	G2TC2	<b>1'57.882</b>	3.866	129,058	13
9	<b>95 PERFETTI Ambrogio (ITA)</b> ALFA DELTA	OKP Alfa Delta Racing Team	GTAM	G2TC2	<b>1'57.921</b>	3.905	129,015	13
10	<b>34 KAMATA Matteo (ITA)</b> KAMATA	OKP Alfa Delta Racing Team	GTAM	G2TC2	<b>1'57.932</b>	3.916	129,003	12
11	<b>16 GUERRA Marco (ITA)</b> GUERRA MARCO	<b>BENEDINI Emanuele (ITA)</b> Carrera Team	GIULIA SPRINT GTA	FTC16	<b>2'00.773</b>	6.757	125,969	11
12	<b>25 CRESCENTI Antonio (ITA)</b> PANTALEO FRANCESCO	<b>PANTALEO Francesco (ITA)</b> Carrera Team	GIULIA SPRINT GTA	FTC16	<b>2'01.319</b>	7.303	125,402	9
13	<b>27 FRANCESCHETTI Alberto (ITA)</b> FRANCESCHETTI ALBERTO	Formula GT	GTAM	G2TC2	<b>2'01.654</b>	7.638	125,056	8
14	<b>93 LUGINBUEHL Hans (CHE)</b> LUGINBUEHL HANS	Formula GT	GTAM	G2TC2	<b>2'02.221</b>	8.205	124,476	11
15	<b>100 KÖRBER Fabian (DEU)</b> KÖRBER MATHIAS	<b>KÖRBER Mathias (DEU)</b> OKP Alfa Delta Racing Team	GIULIA SPRINT GTA	FTC16	<b>2'02.288</b>	8.272	124,408	9
16	<b>188 SORDI Mattia (ITA)</b> ALFA DELTA	<b>SORDI Giulio (ITA)</b> OKP Alfa Delta Racing Team	GTA 1300 JUNIOR	G2T13	<b>2'04.067</b>	10.051	122,624	11
17	<b>40 ERLICH Michael (CHE)</b> SWISS HISTORIC RACING TEAM	OKP Alfa Delta Racing Team	GIULIA SPRINT GTA	FTC16	<b>2'04.656</b>	10.640	122,045	12
18	<b>23 RESTELLI Roberto (ITA)</b> SALOMONE MARIO	<b>SALOMONE Mario (ITA)</b> OKP Alfa Delta Racing Team	GTAM	G2TC2	<b>2'05.272</b>	11.256	121,445	8
19	<b>9 BARTOLUCCI Umberto (ITA)</b> BARTOLUCCI UMBERTO	Team Piloti Forlivesi	GIULIA SUPER	H1TC2	<b>2'10.958</b>	16.942	116,172	8
20	<b>62 GIMIGNANI Fabio (ITA)</b> GIMIGNANI FABIO	Scuderia Clemente Biondetti	GT VELOCE 2000	H1T20	<b>2'14.673</b>	20.657	112,967	8
21	<b>60 FABBRINI Carlo (ITA)</b> FABBRINI CARLO	<b>FABBRINI Carlo (ITA)</b> Scuderia Clemente Biondetti	GT VELOCE 2000	H1T20	<b>2'16.373</b>	22.357	111,559	11
22	<b>20 MILLA Marco (ITA)</b> MILLA	<b>CIPPONE Nicola (ITA)</b> SC Capannone Garage	GIULIA SUPER	HITC1	<b>2'24.517</b>	30.501	105,272	6
23	<b>61 ACCIAI Edoardo (ITA)</b> ACCIAI EDOARDO	<b>ACCIAI Gianni (ITA)</b> Scuderia Clemente Biondetti	GT VELOCE 2000	H1T20				0

Direttore di Gara : Fabrizio Fondacci

01/11/2024 Inizio 15:20 Fine 15:52

Esposta alle: .....

Power by FICr PERUGIA TIMING

CANOSSA

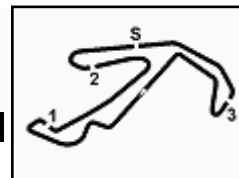
OKP

livedatamisano.perugiatiming.com





Misano  
MWC  
World Circuit  
Marco Simoncelli  
PROVVISORIA



## Misano Racing Weekend, 2-3 Novembre 2024

### Classifica Qualifiche

Misano Circuit Sic 58 4.226 m

2 / 2

#### Penalty and Infringement

15.25		FCY
15.27		Fine FCY - Green Flag
15.29	<b>27 Franceschetti Alberto</b>	#27 Time Deleted (2'08.689) - Exceeded Track Limits T6
15.34	<b>25 Pantaleo Francesco</b>	#25 Time Deleted (3'44.861) - Exceeded Track Limits T6
15.37	<b>69 Laber Bernhard</b>	#69 Time Deleted (13'08.292) - Exceeded Track Limits T16
15.38	<b>34 Kamata</b>	#34 Time Deleted (2'10.124) - Exceeded Track Limits T16
15.39	<b>50 Alfa Delta</b>	#50 Time Deleted (1'53.696) - Exceeded Track Limits T16
15.45	<b>60 Fabbrini Carlo</b>	#60 Time Deleted (2'17.785) - Exceeded Track Limits T16
15.48	<b>95 Alfa Delta</b>	#95 Time Deleted (1'58.827) - Exceeded Track Limits T6
15.51	<b>34 Kamata</b>	#34 Time Deleted (1'58.144) - Exceeded Track Limits T16

#### Fastest Laps Sequence

Num.	Concorrente	Naz	Team	Auto	Local Time	Tempo	Dist.	Media
<b>356</b>	<b>R. RAIMONDI</b>	ITA	Circolo della Biella	GTAm	15:24'31.719	<b>2'01.070</b>		125,660
<b>69</b>	<b>L. STOJETZ</b>	DEU	OKP Alfa Delta Racing Team	GTAm	15:24'31.868	<b>1'57.433</b>	-3.637	129,551
<b>87</b>	<b>D. BERTINELLI</b>	ITA	Team Gatti	GTAm	15:31'13.488	<b>1'56.002</b>	-1.431	131,149
<b>87</b>	<b>D. BERTINELLI</b>	ITA	Team Gatti	GTAm	15:33'09.038	<b>1'55.550</b>	-0.452	131,662
<b>87</b>	<b>D. BERTINELLI</b>	ITA	Team Gatti	GTAm	15:35'03.935	<b>1'54.897</b>	-0.653	132,411
<b>50</b>	<b>G. BARRI</b>	ITA	OKP Alfa Delta Racing Team	GTAm	15:35'20.044	<b>1'54.016</b>	-0.881	133,434

Direttore di Gara : Fabrizio Fondacci

01/11/2024 Inizio 15:20 Fine 15:52

Esposta alle: .....

Power by FICr PERUGIA TIMING

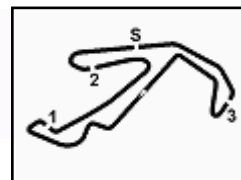
CANOSSA

OKP

[livedatamisano.perugiatiming.com](http://livedatamisano.perugiatiming.com)







# Misano Racing Weekend, 2-3 Novembre 2024

## Analisi Tempi Qualifiche

Misano Circuit Sic 58 4.226 m

1 / 3

9 Bartolucci Umberto (2'10.958)								25 Pantaleo Francesco (2'01.319)							
Giro	Seg.1	Seg.2	Seg.3	Seg.4	T. Giro	km/h	Local Time	Giro	Seg.1	Seg.2	Seg.3	Seg.4	T. Giro	km/h	Local Time
1								1							
2	1'06.837	34.237	38.543	30.090	2'49.707P	151,5	15:25'00.741	2	53.960	39.490	38.387	27.325	2'39.162P	140,3	15:24'18.521
3	36.162	32.617	57.157	1'30.984	3'36.920P	90,4	15:28'37.661	3	31.306	30.018	34.433	39.356	2'15.113	160,2	15:26'33.634
4	57.982	33.628	39.322	30.399	2'41.331P	154,7	15:31'18.992	4	44.923	42.108	34.667	27.621	2'29.319	158,4	15:29'02.953
5	<b>33.516</b>	<b>31.092</b>	37.326	29.024	<b>2'10.958</b>	<b>158,1</b>	15:33'29.950	5	31.094	<b>29.299</b>	35.046	<b>26.615</b>	2'02.054	162,4	15:31'05.007
6	34.107	31.584	<b>37.305</b>	<b>28.984</b>	2'11.980	156,7	15:35'41.930	6	<b>31.005</b>	29.533	<b>34.128</b>	26.653	<b>2'01.319</b>	<b>162,7</b>	15:33'06.326
7	33.905	31.710	37.564	29.262	2'12.441	149,0	15:37'54.371	7	31.201	32.385	34.787	2'06.488	3'44.861CP	159,5	15:36'51.187
8	34.281	31.730	38.166	30.797	2'14.974	155,2	15:40'09.345	8	48.730	30.391	34.878	27.917	2'21.916P	159,5	15:39'13.103
9	34.993	31.647	38.099	29.554	2'14.293	152,8	15:42'23.638	9	32.423	29.927	34.711	27.921	2'04.982	159,8	15:41'18.085
								10	32.442	29.830	34.842	27.868	2'04.982	158,8	15:43'23.067

11 Alfa Delta (1'56.840)								27 Franceschetti Alberto (2'01.654)							
Giro	Seg.1	Seg.2	Seg.3	Seg.4	T. Giro	km/h	Local Time	Giro	Seg.1	Seg.2	Seg.3	Seg.4	T. Giro	km/h	Local Time
1		32.464	37.544	38.011		166,2		1		40.678	42.744	34.881		139,7	
2	51.013	43.336	34.372	26.693	2'35.414	171,2	15:28'57.231	2	36.382	31.862	39.623	30.948	2'18.815	160,7	15:25'17.137
3	30.536	29.065	33.291	26.761	1'59.653	172,8	15:30'56.884	3	32.594	42.378	1'03.621	31.057	2'49.650	82,6	15:28'06.787
4	30.336	28.329	33.145	26.318	1'58.128	173,1	15:32'55.012	4	31.582	31.734	37.185	28.188	2'08.689C	162,4	15:30'15.476
5	31.017	28.284	33.529	26.516	1'59.346	171,7	15:34'54.358	5	31.075	29.104	34.886	27.579	2'02.644	172,0	15:32'18.120
6	<b>30.071</b>	<b>27.881</b>	<b>32.862</b>	<b>26.026</b>	<b>1'56.840</b>	<b>173,6</b>	15:36'51.198	6	31.147	29.234	<b>34.141</b>	27.275	2'01.797	174,5	15:34'19.917
7	31.003	31.876	43.811	51.015	2'37.705P	102,2	15:39'28.903	7	30.982	29.040	34.393	<b>27.239</b>	<b>2'01.654</b>	<b>175,6</b>	15:36'21.571
8	1'49.232	29.212	33.259	26.272	3'17.975P	172,5	15:42'46.878	8	<b>30.727</b>	29.142	34.397	27.443	2'01.709	<b>175,6</b>	15:38'23.280
9	30.452	27.981	33.143	26.557	1'58.133	172,2	15:44'45.011	9	34.658	32.855	39.636	29.040	2'16.189	152,5	15:40'39.469
10	30.463	28.065	33.142	47.988	2'19.658P	173,4	15:47'04.669								

16 Guerra Marco (2'00.773)								34 Kamata (1'57.932)							
Giro	Seg.1	Seg.2	Seg.3	Seg.4	T. Giro	km/h	Local Time	Giro	Seg.1	Seg.2	Seg.3	Seg.4	T. Giro	km/h	Local Time
1								1		36.085	39.986	28.880		146,1	
2	52.400	32.725	39.319	31.335	2'35.779P	142,1	15:24'41.861	2	33.400	29.473	34.772	26.689	2'04.334	165,9	15:25'16.293
3	33.504	30.007	1'00.159	43.690	2'47.360	80,2	15:27'29.221	3	31.898	36.533	55.932	42.036	2'46.399	93,9	15:28'02.692
4	41.461	29.915	34.787	27.260	2'13.423	156,7	15:29'42.644	4	32.624	28.984	34.088	26.714	2'02.410	166,9	15:30'05.102
5	31.472	29.273	34.695	27.586	2'03.026	157,4	15:31'45.670	5	30.475	28.377	33.894	25.967	1'58.713	168,8	15:32'03.815
6	31.346	<b>28.743</b>	<b>33.893</b>	<b>26.791</b>	<b>2'00.773</b>	<b>162,7</b>	15:33'46.443	6	30.344	28.517	<b>33.030</b>	26.041	<b>1'57.932</b>	167,7	15:34'01.747
7	33.423	31.003	37.503	28.279	2'10.208	158,8	15:35'56.651	7	30.462	28.479	33.042	26.326	1'58.309	168,2	15:36'00.056
8	<b>31.315</b>	28.964	36.639	1'46.576	3'23.494P	158,8	15:39'20.145	8	36.020	33.560	34.708	25.836	2'10.124C	168,8	15:38'10.180
9	44.327	31.347	35.597	28.281	2'19.552P	156,3	15:41'39.697	9	<b>30.089</b>	29.213	37.234	1'44.522	3'21.058P	155,2	15:41'31.238
10	32.625	30.025	35.339	4'04.192	5'42.181P	157,9	15:47'21.878	10	48.350	28.709	42.354	26.249	2'25.662P	118,8	15:43'56.900
11	43.433	30.818	34.845	27.375	2'16.471P	160,0	15:49'38.349	11	41.261	28.798	33.336	26.278	2'09.673	168,5	15:46'06.573
12	33.590	29.945	35.126	27.453	2'06.114	160,7	15:51'44.463	12	30.598	28.372	33.231	<b>25.808</b>	1'58.009	167,7	15:48'04.582
								13	30.543	<b>28.349</b>	33.229	26.023	1'58.144C	<b>169,3</b>	15:50'02.726

20 Milla (2'24.517)								40 Swiss Historic Racing Team (2'04.656)							
Giro	Seg.1	Seg.2	Seg.3	Seg.4	T. Giro	km/h	Local Time	Giro	Seg.1	Seg.2	Seg.3	Seg.4	T. Giro	km/h	Local Time
1		41.972	47.526	34.944		122,9		1		35.030	40.038	31.525		147,7	
2	38.907	35.497	41.522	33.295	2'29.221	143,4	15:25'54.173	2	33.808	31.165	35.738	28.908	2'09.619	160,2	15:25'05.985
3	46.911	43.470	48.071	33.281	2'51.733	114,7	15:28'45.906	3	32.595	30.217	57.248	58.122	2'58.182P	90,7	15:28'04.167
4	37.017	35.075	41.062	32.549	2'25.703	143,2	15:31'11.609	4	3'25.131	30.488	36.186	27.388	4'59.193P	160,2	15:33'03.360
5	37.213	<b>34.116</b>	40.311	32.877	<b>2'24.517</b>	143,4	15:33'36.126	5	<b>32.115</b>	30.099	35.600	27.351	2'05.165	161,9	15:35'08.525
6	<b>36.967</b>	34.420	<b>40.220</b>	33.199	2'24.806	<b>144,2</b>	15:36'00.932	6	32.257	29.956	36.257	27.910	2'06.380	161,9	15:37'14.905
7	37.057	34.390	40.753	<b>32.425</b>	2'24.625	143,6	15:38'25.557	7	32.313	<b>29.547</b>	35.285	27.529	2'04.674	161,9	15:39'19.579
								8	32.405	29.872	35.654	<b>27.238</b>	2'05.169	160,2	15:41'24.748
								9	32.271	29.839	35.561	27.340	2'05.011	161,2	15:43'29.759
								10	32.504	30.023	36.970	28.615	2'08.112	<b>162,9</b>	15:45'37.871
								11	32.229	30.186	35.518	27.926	2'05.859	160,5	15:47'43.730
								12	32.342	29.724	36.473	27.648	2'06.187	161,9	15:49'49.917
								13	32.327	29.880	<b>35.156</b>	27.293	<b>2'04.656</b>	160,7	15:51'54.573

23 Salomone Mario (2'05.272)								50 Alfa Delta (1'54.016)							
Giro	Seg.1	Seg.2	Seg.3	Seg.4	T. Giro	km/h	Local Time	Giro	Seg.1	Seg.2	Seg.3	Seg.4	T. Giro	km/h	Local Time
1		38.987	41.581	29.788		149,4		1		36.998	35.561	28.601		159,5	
2	34.036	31.159	38.220	28.217	2'11.632	166,9	15:25'27.588	2	36.497	39.431	40.383	27.680	2'23.991	139,9	15:33'26.028
3	33.030	35.948	1'02.267	31.631	2'42.876	76,8	15:28'10.464	3	<b>29.217</b>	27.682	32.090	<b>25.027</b>	<b>1'54.016</b>	<b>173,6</b>	15:35'20.044
4	32.611	30.148	36.358	27.686	2'06.803	168,5	15:30'17.267								
5	<b>31.597</b>	29.866	36.178	27.631	<b>2'05.272</b>	<b>170,1</b>	15:32'22.539								
6	32.264	30.787	40.933	28.272	2'12.256	161,0	15:34'34.795								
7	33.027	31.240	39.440	55.665	2'39.372P	160,7	15:37'14.167								
8	3'05.861	<b>29.046</b>	<b>34.172</b>	<b>27.093</b>	4'36.172P	165,4	15:41'50.339								
9	35.451	37.579	56.349	48.358	2'57.737P	106,4	15:44'48.076								

01/11/2024

P = Box In/Out - C = Tempo Invalidato

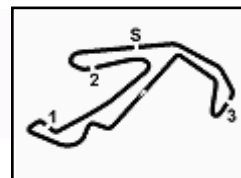
Power by FICR PERUGIA TIMING

CANOSSA

OKP

livedatamisano.perugiatiming.com





# Misano Racing Weekend, 2-3 Novembre 2024

## Analisi Tempi Qualifiche

Misano Circuit Sic 58 4.226 m

2 / 3

4	36.535	31.861	38.018	26.695	2'13.109	151,9	15:37'33.153
5	29.317	<b>27.461</b>	<b>31.915</b>	25.003	1'53.696C	172,5	15:39'26.849
6	32.353	29.938	35.063	44.413	2'21.767P	159,1	15:41'48.616
7	3'32.028	34.285	40.436	42.784	5'29.533P	132,0	15:47'18.149

13	31.384	29.035	33.529	26.755	2'00.703	169,5	15:50'52.783
----	--------	--------	--------	--------	----------	-------	--------------

### 87 Bertinelli Davide (1'54.897)

Giro	Seg.1	Seg.2	Seg.3	Seg.4	T. Giro	km/h	Local Time
1		32.598	36.830	27.357		160,0	
2	32.088	30.023	33.758	26.588	2'02.457	166,2	15:24'39.062
3	29.314	27.589	41.010	39.246	2'17.159	138,3	15:26'56.221
4	45.975	31.382	37.995	25.913	2'21.265	146,1	15:29'17.486
5	29.163	27.855	32.672	26.312	1'56.002	171,4	15:31'13.488
6	30.368	<b>27.567</b>	32.432	25.183	1'55.550	<b>172,5</b>	15:33'09.038
7	29.281	27.838	32.664	<b>25.114</b>	<b>1'54.897</b>	172,0	15:35'03.935
8	32.041	28.759	33.120	25.842	1'59.762	166,9	15:37'03.697
9	29.237	28.138	<b>32.221</b>	25.609	1'55.205	<b>172,5</b>	15:38'58.902
10	31.967	29.144	36.172	26.617	2'03.900	158,6	15:41'02.802
11	<b>29.143</b>	29.959	35.984	2'20.087	3'55.173P	160,5	15:44'57.975
12	1'34.464	28.235	35.065	25.920	3'03.684P	169,3	15:48'01.659

### 60 Fabbri Carlo (2'16.373)

Giro	Seg.1	Seg.2	Seg.3	Seg.4	T. Giro	km/h	Local Time
1		38.013	45.248	34.487		132,7	
2	36.967	33.767	39.778	30.129	2'20.641	142,3	15:25'27.588
3	35.269	35.828	1'01.891	31.222	2'44.210	84,1	15:28'11.798
4	<b>34.702</b>	33.326	39.300	29.875	2'17.203	144,8	15:30'29.001
5	35.087	33.195	39.074	29.809	2'17.165	143,6	15:32'46.166
6	34.944	33.304	38.831	<b>29.673</b>	2'16.752	<b>146,1</b>	15:35'02.918
7	35.292	32.766	39.507	1'28.095	3'15.660P	144,0	15:38'18.578
8	50.842	34.739	<b>38.717</b>	29.774	2'34.072P	145,2	15:40'52.650
9	35.295	32.707	38.841	30.465	2'17.308	141,5	15:43'09.958
10	35.050	32.756	39.036	30.943	2'17.785C	144,4	15:45'27.743
11	35.187	32.619	39.046	30.949	2'17.801	143,0	15:47'45.544
12	34.990	<b>32.490</b>	38.782	30.111	<b>2'16.373</b>	<b>146,1</b>	15:50'01.917

### 93 Luginbuehl Hans (2'02.221)

Giro	Seg.1	Seg.2	Seg.3	Seg.4	T. Giro	km/h	Local Time
1		36.231	44.890	32.546		104,7	
2	34.332	30.279	39.414	28.041	2'12.066	143,0	15:24'57.063
3	32.776	30.655	1'02.951	1'18.577	3'24.959P	79,3	15:28'22.022
4	1'02.798	35.361	39.442	28.700	2'46.301P	160,0	15:31'08.323
5	31.404	29.447	<b>34.456</b>	27.603	2'02.910	169,0	15:33'11.233
6	31.395	29.344	34.591	<b>26.891</b>	<b>2'02.221</b>	<b>170,1</b>	15:35'13.454
7	<b>31.026</b>	29.241	34.794	27.866	2'02.927	169,5	15:37'16.381
8	32.400	29.135	35.113	27.226	2'03.874	169,0	15:39'20.255
9	33.117	36.557	36.765	30.440	2'16.879	164,4	15:41'37.134
10	31.571	30.003	35.203	26.978	2'03.755	167,4	15:43'40.889
11	31.511	29.004	35.449	27.245	2'03.209	168,5	15:45'44.098
12	31.889	<b>29.000</b>	35.410	27.148	2'03.447	168,0	15:47'47.545

### 95 Alfa Delta (1'57.921)

Giro	Seg.1	Seg.2	Seg.3	Seg.4	T. Giro	km/h	Local Time
1		32.514	38.069	28.390		166,2	
2	31.885	29.752	34.877	26.260	2'02.774	169,8	15:25'35.902
3	33.525	36.546	56.415	45.562	2'52.048P	84,2	15:28'27.950
4	1'48.558	29.198	33.384	26.533	3'17.673P	170,3	15:31'45.623
5	30.204	28.857	33.128	26.347	1'58.536	169,3	15:33'44.159
6	30.024	28.855	<b>32.998</b>	26.249	1'58.126	<b>170,6</b>	15:35'42.285
7	31.763	28.441	33.148	26.423	1'59.775	169,8	15:37'42.060
8	29.939	28.701	34.027	26.036	1'58.703	169,3	15:39'40.763
9	<b>29.900</b>	29.112	33.477	26.452	1'58.941	169,0	15:41'39.704
10	30.171	28.331	33.350	26.069	<b>1'57.921</b>	169,0	15:43'37.625
11	30.143	<b>28.322</b>	33.700	27.207	1'59.372	169,0	15:45'36.997
12	30.338	28.411	33.453	<b>25.856</b>	1'58.058	168,2	15:47'35.055
13	30.245	29.243	33.346	25.993	1'58.827C	167,4	15:49'33.882
14	30.372	28.839	33.337	26.189	1'58.737	168,5	15:51'32.619

### 85 Bachofen Peter (1'56.599)

Giro	Seg.1	Seg.2	Seg.3	Seg.4	T. Giro	km/h	Local Time
1		32.526	40.303	36.854		161,7	
2	33.368	35.166	34.629	29.858	2'13.021	166,7	15:25'04.804
3	30.502	28.848	1'00.507	1'13.362	3'13.219P	89,0	15:28'18.023
4	1'03.562	37.444	35.299	26.889	2'43.194P	162,2	15:31'01.217
5	30.864	28.309	33.446	26.260	1'58.879	<b>171,7</b>	15:33'00.096
6	34.222	30.656	35.376	26.185	2'06.439	156,1	15:35'06.535
7	30.118	28.902	33.226	25.935	1'58.181	170,9	15:37'04.716
8	<b>29.960</b>	<b>28.022</b>	<b>32.955</b>	<b>25.662</b>	<b>1'56.599</b>	170,9	15:39'01.315
9	32.900	30.500	38.112	44.266	2'25.778P	136,2	15:41'27.093
10	1'52.601	29.480	34.620	26.938	3'23.639P	170,6	15:44'50.732
11	31.145	28.857	34.506	26.965	2'01.473	169,8	15:46'52.205
12	30.922	28.699	33.665	26.589	1'59.875	168,0	15:48'52.080

### 96 Barbieri Stefano (1'57.631)

Giro	Seg.1	Seg.2	Seg.3	Seg.4	T. Giro	km/h	Local Time
1							
2	55.739	34.564	40.069	29.452	2'39.824P	155,0	15:23'13.188
3	33.082	30.335	35.087	27.603	2'06.107	160,5	15:25'19.295
4	31.742	42.820	1'02.801	31.471	2'48.834	75,8	15:28'08.129
5	30.615	28.861	33.320	<b>26.029</b>	1'58.825	163,6	15:30'06.954
6	<b>30.079</b>	<b>28.481</b>	<b>33.028</b>	26.043	<b>1'57.631</b>	<b>166,4</b>	15:32'04.585
7	32.934	36.486	41.250	3'51.172	5'41.842P	138,1	15:37'46.427
8	53.158	30.327	35.577	8'51.292	10'50.354P	165,6	15:48'36.781
9	47.928	29.297	34.034	27.702	2'18.961P	166,2	15:50'55.742

01/11/2024

P = Box In/Out - C = Tempo Invalidato

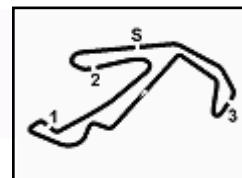
Power by FICR PERUGIA TIMING

CANOSSA

OKP

[livedatamisano.perugiatiming.com](http://livedatamisano.perugiatiming.com)





# Misano Racing Weekend, 2-3 Novembre 2024

## Analisi Tempi Qualifiche

### 100 Körber Mathias (2'02.288)

Giro	Seg.1	Seg.2	Seg.3	Seg.4	T. Giro	km/h	Local Time
1		32.887	37.657	29.333		154,1	
2	32.583	29.558	35.835	27.625	2'05.601	160,0	15:24'43.416
3	32.354	29.919	42.117	44.328	2'28.718P	155,8	15:27'12.134
4	2'38.122	32.051	37.185	28.425	4'15.783P	151,9	15:31'27.917
5	31.984	29.825	35.264	28.545	2'05.618	160,5	15:33'33.535
6	31.969	29.607	36.088	27.536	2'05.200	162,2	15:35'38.735
7	31.892	29.633	36.751	27.218	2'05.494	156,1	15:37'44.229
8	31.378	<b>29.017</b>	<b>34.649</b>	27.857	2'02.901	<b>162,7</b>	15:39'47.130
9	33.927	31.614	36.712	26.896	2'09.149	157,9	15:41'56.279
10	<b>31.377</b>	29.151	34.948	<b>26.812</b>	<b>2'02.288</b>	160,7	15:43'58.567

### 106 Serio Giovanni (1'57.049)

Giro	Seg.1	Seg.2	Seg.3	Seg.4	T. Giro	km/h	Local Time
1							
2	55.389	34.085	40.407	29.767	2'39.648P	155,2	15:23'29.928
3	34.537	31.580	36.545	28.859	2'11.521	163,9	15:25'41.449
4	33.727	32.294	56.847	30.977	2'33.845	84,1	15:28'15.294
5	32.507	29.883	36.103	1'54.672	3'33.165P	165,6	15:31'48.459
6	51.701	32.515	34.897	27.722	2'26.835P	161,0	15:34'15.294
7	30.432	28.789	33.500	26.147	1'58.868	167,2	15:36'14.162
8	30.516	28.329	33.475	26.213	1'58.533	<b>168,0</b>	15:38'12.695
9	30.141	<b>28.053</b>	33.689	26.005	1'57.888	<b>168,0</b>	15:40'10.583
10	35.623	30.539	36.400	28.181	2'10.743	163,6	15:42'21.326
11	<b>30.041</b>	28.185	<b>33.100</b>	<b>25.723</b>	<b>1'57.049</b>	167,2	15:44'18.375

### 188 Alfa Delta (2'04.067)

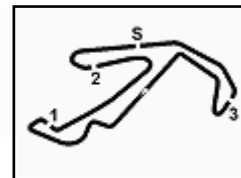
Giro	Seg.1	Seg.2	Seg.3	Seg.4	T. Giro	km/h	Local Time
1		37.813	44.656	33.196		128,3	
2	34.234	32.927	37.354	29.460	2'13.975	148,8	15:25'20.472
3	32.740	41.484	1'02.921	31.768	2'48.913	80,4	15:28'09.385
4	32.183	30.653	35.868	28.230	2'06.934	151,3	15:30'16.319
5	<b>31.544</b>	30.119	37.911	29.967	2'09.541	<b>152,8</b>	15:32'25.860
6	31.548	30.138	35.935	27.500	2'05.121	150,8	15:34'30.981
7	31.695	30.227	36.457	27.336	2'05.715	149,2	15:36'36.696
8	33.002	32.484	39.021	48.990	2'33.497P	144,8	15:39'10.193
9	3'18.109	30.041	35.429	26.956	4'50.535P	150,6	15:44'00.728
10	32.526	<b>29.970</b>	35.496	<b>26.593</b>	2'04.585	152,1	15:46'05.313
11	32.639	30.365	<b>35.276</b>	26.603	2'04.883	151,0	15:48'10.196
12	31.732	30.070	35.459	26.806	<b>2'04.067</b>	151,7	15:50'14.263

### 356 Barbolini Carlo (1'57.882)

Giro	Seg.1	Seg.2	Seg.3	Seg.4	T. Giro	km/h	Local Time
1		33.408	37.907	27.457		155,4	
2	31.627	29.144	33.863	26.436	2'01.070	166,7	15:24'31.719
3	31.413	28.798	34.532	37.528	2'12.271	165,9	15:26'43.990
4	42.277	36.198	<b>33.496</b>	26.693	2'18.664	167,4	15:29'02.654
5	30.208	28.344	33.721	26.418	1'58.691	<b>167,7</b>	15:31'01.345
6	30.289	28.303	34.470	25.859	1'58.921	161,9	15:33'00.266
7	<b>30.110</b>	<b>28.230</b>	34.646	26.804	1'59.790	166,4	15:35'00.056
8	30.117	28.316	33.652	<b>25.797</b>	<b>1'57.882</b>	164,4	15:36'57.938
9	31.800	29.552	35.838	1'46.348	3'23.538P	156,7	15:40'21.476
10	51.399	31.303	37.743	29.113	2'29.558P	160,7	15:42'51.034
11	31.824	30.208	35.387	27.433	2'04.852	165,1	15:44'55.886
12	31.332	29.455	34.709	27.019	2'02.515	166,9	15:46'58.401
13	30.861	29.064	34.700	27.577	2'02.202	166,2	15:49'00.603
14	31.140	29.118	34.823	26.928	2'02.009	163,6	15:51'02.612







# Misano Racing Weekend, 2-3 Novembre 2024

## Velocità Qualifiche

Misano Circuit Sic 58 4.226 m

### MIGLIOR GIRO

1	50 ALFA DELTA	GTAm	1'54.016
2	87 BERTINELLI DAVIDE	GTAm	1'54.897
3	69 LABER BERNHARD	GTAm	1'56.318
4	85 BACHOFEN PETER	GTAm	1'56.599
5	11 ALFA DELTA	GTAm	1'56.840
6	106 SERIO GIOVANNI	Giulia Sprint GTA	1'57.049
7	96 BARBIERI STEFANO	GTAm	1'57.631
8	356 BARBOLINI CARLO	GTAm	1'57.882
9	95 ALFA DELTA	GTAm	1'57.921
10	34 KAMATA	GTAm	1'57.932
11	16 GUERRA MARCO	Giulia Sprint GTA	2'00.773
12	25 PANTALEO FRANCESCO	Giulia Sprint GTA	2'01.319
13	27 FRANCESCHETTI ALBERTO	GTAm	2'01.654
14	93 LUGINBUEHL HANS	GTAm	2'02.221
15	100 KÖRBER MATHIAS	Giulia Sprint GTA	2'02.288
16	188 ALFA DELTA	GTA 1300 Junior	2'04.067
17	40 SWISS HISTORIC RACING T	Giulia Sprint GTA	2'04.656
18	23 SALOMONE MARIO	GTAm	2'05.272
19	9 BARTOLUCCI UMBERTO	Giulia Super	2'10.958
20	62 GIMIGNANI FABIO	GT Veloce 2000	2'14.673
21	60 FABBRINI CARLO	GT Veloce 2000	2'16.373
22	20 MILLA	Giulia Super	2'24.517
23	61 ACCIAI EDOARDO	GT Veloce 2000	

### SPEED

1	27 FRANCESCHETTI ALBERTO	GTAm	175,6
2	50 ALFA DELTA	GTAm	173,6
3	11 ALFA DELTA	GTAm	173,6
4	87 BERTINELLI DAVIDE	GTAm	172,5
5	85 BACHOFEN PETER	GTAm	171,7
6	95 ALFA DELTA	GTAm	170,6
7	69 LABER BERNHARD	GTAm	170,1
8	23 SALOMONE MARIO	GTAm	170,1
9	93 LUGINBUEHL HANS	GTAm	170,1
10	34 KAMATA	GTAm	169,3
11	106 SERIO GIOVANNI	Giulia Sprint GTA	168,0
12	356 BARBOLINI CARLO	GTAm	167,7
13	96 BARBIERI STEFANO	GTAm	166,4
14	40 SWISS HISTORIC RACING T	Giulia Sprint GTA	162,9
15	25 PANTALEO FRANCESCO	Giulia Sprint GTA	162,7
16	16 GUERRA MARCO	Giulia Sprint GTA	162,7
17	100 KÖRBER MATHIAS	Giulia Sprint GTA	162,7
18	9 BARTOLUCCI UMBERTO	Giulia Super	158,1
19	188 ALFA DELTA	GTA 1300 Junior	152,8
20	62 GIMIGNANI FABIO	GT Veloce 2000	146,9
21	60 FABBRINI CARLO	GT Veloce 2000	146,1
22	20 MILLA	Giulia Super	144,2
23	61 ACCIAI EDOARDO	GT Veloce 2000	124,4

### SEG. 1

1	87 BERTINELLI DAVIDE	29.143
2	50 ALFA DELTA	29.217
3	69 LABER BERNHARD	29.622
4	95 ALFA DELTA	29.900
5	85 BACHOFEN PETER	29.960
6	106 SERIO GIOVANNI	30.041
7	11 ALFA DELTA	30.071
8	96 BARBIERI STEFANO	30.079
9	34 KAMATA	30.089
10	356 BARBOLINI CARLO	30.110
11	27 FRANCESCHETTI ALBE	30.727
12	25 PANTALEO FRANCESC	31.005
13	93 LUGINBUEHL HANS	31.026
14	16 GUERRA MARCO	31.315
15	100 KÖRBER MATHIAS	31.377
16	188 ALFA DELTA	31.544
17	23 SALOMONE MARIO	31.597
18	40 SWISS HISTORIC RAC	32.115
19	9 BARTOLUCCI UMBERT	33.516
20	62 GIMIGNANI FABIO	34.103
21	60 FABBRINI CARLO	34.702
22	20 MILLA	36.967
23	61 ACCIAI EDOARDO	38.441

### SEG. 2

1	50 ALFA DELTA	27.461
2	87 BERTINELLI DAVIDE	27.567
3	69 LABER BERNHARD	27.813
4	11 ALFA DELTA	27.881
5	85 BACHOFEN PETER	28.022
6	106 SERIO GIOVANNI	28.053
7	356 BARBOLINI CARLO	28.230
8	95 ALFA DELTA	28.322
9	34 KAMATA	28.349
10	96 BARBIERI STEFANO	28.481
11	27 FRANCESCHETTI ALBE	28.693
12	16 GUERRA MARCO	28.743
13	93 LUGINBUEHL HANS	29.000
14	100 KÖRBER MATHIAS	29.017
15	23 SALOMONE MARIO	29.046
16	25 PANTALEO FRANCESC	29.299
17	40 SWISS HISTORIC RAC	29.547
18	188 ALFA DELTA	29.970
19	9 BARTOLUCCI UMBERT	31.092
20	62 GIMIGNANI FABIO	32.198
21	60 FABBRINI CARLO	32.490
22	20 MILLA	34.116
23	61 ACCIAI EDOARDO	35.997

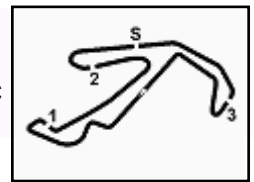
### SEG. 3

1	50 ALFA DELTA	31.915
2	87 BERTINELLI DAVIDE	32.221
3	69 LABER BERNHARD	32.635
4	11 ALFA DELTA	32.862
5	85 BACHOFEN PETER	32.955
6	95 ALFA DELTA	32.998
7	96 BARBIERI STEFANO	33.028
8	34 KAMATA	33.030
9	106 SERIO GIOVANNI	33.100
10	356 BARBOLINI CARLO	33.496
11	16 GUERRA MARCO	33.893
12	25 PANTALEO FRANCESC	34.128
13	27 FRANCESCHETTI ALBE	34.141
14	23 SALOMONE MARIO	34.172
15	93 LUGINBUEHL HANS	34.456
16	100 KÖRBER MATHIAS	34.649
17	40 SWISS HISTORIC RAC	35.156
18	188 ALFA DELTA	35.276
19	9 BARTOLUCCI UMBERT	37.305
20	62 GIMIGNANI FABIO	38.082
21	60 FABBRINI CARLO	38.717
22	20 MILLA	40.220
23	61 ACCIAI EDOARDO	43.867

### SEG. 4

1	50 ALFA DELTA	25.027
2	87 BERTINELLI DAVIDE	25.114
3	85 BACHOFEN PETER	25.662
4	106 SERIO GIOVANNI	25.723
5	356 BARBOLINI CARLO	25.797
6	34 KAMATA	25.808
7	69 LABER BERNHARD	25.849
8	95 ALFA DELTA	25.856
9	11 ALFA DELTA	26.026
10	96 BARBIERI STEFANO	26.029
11	188 ALFA DELTA	26.593
12	25 PANTALEO FRANCESC	26.615
13	16 GUERRA MARCO	26.791
14	100 KÖRBER MATHIAS	26.812
15	93 LUGINBUEHL HANS	26.891
16	23 SALOMONE MARIO	27.093
17	40 SWISS HISTORIC RAC	27.238
18	27 FRANCESCHETTI ALBE	27.239
19	9 BARTOLUCCI UMBERT	28.984
20	62 GIMIGNANI FABIO	29.260
21	60 FABBRINI CARLO	29.673
22	20 MILLA	32.425
23	61 ACCIAI EDOARDO	32.774





## Classifica Prove Libere 1

Misano Circuit Sic 58 4.226 m

1 / 3

	Conduuttore 1 Num. Concorrente	Conduuttore 2 Team	Auto	Classe	Tempo	Dist.	Media	Giri
1	<b>87 BERTINELLI Davide (ITA)</b> BERTINELLI DAVIDE	Team Gatti	GTAM	G2TC2	<b>1'54.863</b>		132,450	9
2	<b>50 BARRI Giacomo (ITA)</b> ALFA DELTA	OKP Alfa Delta Racing Team	GTAM	G2TC2	<b>1'55.932</b>	1.069	131,229	7
3	<b>11 KESSEL Ronnie (CHE)</b> ALFA DELTA	OKP Alfa Delta Racing Team	GTAM	G2TC2	<b>1'57.951</b>	3.088	128,982	11
4	<b>356 BARBOLINI Carlo (ITA)</b> BARBOLINI CARLO	<b>RAIMONDI Raffaele (ITA)</b> Circolo della Biella	GTAM	G2TC2	<b>1'58.116</b>	3.253	128,802	10
5	<b>85 BACHOFEN Peter (ITA)</b> BACHOFEN PETER	<b>INHELDER Dario (CHE)</b> OKP Alfa Delta Racing Team	GTAM	G2TC2	<b>1'58.216</b>	3.353	128,693	10
6	<b>69 LABER Bernhard (DEU)</b> LABER BERNHARD	OKP Alfa Delta Racing Team	GTAM	G2TC2	<b>1'58.593</b>	3.730	128,284	10
7	<b>34 KAMATA Matteo (ITA)</b> KAMATA	OKP Alfa Delta Racing Team	GTAM	G2TC2	<b>1'58.651</b>	3.788	128,221	10
8	<b>69 LABER Bernhard (DEU)</b> LABER BERNHARD	<b>STOJETZ Lucas (DEU)</b> OKP Alfa Delta Racing Team	GTAM	G2TC2	<b>1'58.652</b>	3.789	128,220	9
9	<b>95 PERFETTI Ambrogio (ITA)</b> ALFA DELTA	OKP Alfa Delta Racing Team	GTAM	G2TC2	<b>1'59.736</b>	4.873	127,060	11
10	<b>96 BARBIERI Stefano (ITA)</b> BARBIERI STEFANO	<b>GIOVESI Kevin (ITA)</b> AMG RS	GTAM	G2TC2	<b>2'00.791</b>	5.928	125,950	11
11	<b>188 SORDI Mattia (ITA)</b> ALFA DELTA	<b>SORDI Giulio (ITA)</b> OKP Alfa Delta Racing Team	GTA 1300 JUNIOR	G2T13	<b>2'02.978</b>	8.115	123,710	11
12	<b>27 FRANCESCHETTI Alberto (ITA)</b> FRANCESCHETTI ALBERTO	Formula GT	GTAM	G2TC2	<b>2'03.498</b>	8.635	123,189	10
13	<b>23 SALAMONE Mario (ITA)</b> SALAMONE MARIO	OKP Alfa Delta Racing Team	GTAM	G2TC2	<b>2'03.675</b>	8.812	123,013	10
14	<b>100 KÖRBER Mathias (DEU)</b> KÖRBER MATHIAS	<b>KÖRBER Fabian (DEU)</b> OKP Alfa Delta Racing Team	GIULIA SPRINT GTA	FTC16	<b>2'04.173</b>	9.310	122,519	10
15	<b>106 SERIO Giovanni (ITA)</b> SERIO GIOVANNI	<b>GUERRA Massimo (ITA)</b> Carrera Team	GIULIA SPRINT GTA	IG516	<b>2'04.189</b>	9.326	122,504	8
16	<b>16 GUERRA Marco (ITA)</b> GUERRA MARCO	<b>BENEDINI Emanuele (ITA)</b> Carrera Team	GIULIA SPRINT GTA	FTC16	<b>2'04.413</b>	9.550	122,283	10
17	<b>40 ERLICH Michael (CHE)</b> SWISS HISTORIC RACING TEAM	OKP Alfa Delta Racing Team	GIULIA SPRINT GTA	FTC16	<b>2'04.635</b>	9.772	122,065	10
18	<b>25 PANTALEO Francesco (ITA)</b> PANTALEO FRANCESCO	Carrera Team	GIULIA SPRINT GTA	FTC16	<b>2'06.623</b>	11.760	120,149	7
19	<b>93 LUGINBUEHL Hans (CHE)</b> LUGINBUEHL HANS	Formula GT	GTAM	G2TC2	<b>2'08.655</b>	13.792	118,251	8
20	<b>62 GIMIGNANI Fabio (ITA)</b> GIMIGNANI FABIO	Scuderia Clemente Biondetti	GT VELOCE 2000	H1T20	<b>2'12.018</b>	17.155	115,239	10
21	<b>60 FABBRINI Carlo (ITA)</b> FABBRINI CARLO	<b>FABBRINI Carlo (ITA)</b> Scuderia Clemente Biondetti	GT VELOCE 2000	H1T20	<b>2'16.708</b>	21.845	111,285	10
22	<b>20 MILLA Marco (ITA)</b> MILLA	<b>CIPPONE Nicola (ITA)</b> SC Capannone Garage	GIULIA SUPER	HITC1	<b>2'28.043</b>	33.180	102,765	2
23	<b>61 ACCIAI Edoardo (ITA)</b> ACCIAI EDOARDO	<b>ACCIAI Gianni (ITA)</b> Scuderia Clemente Biondetti	GT VELOCE 2000	H1T20	<b>2'33.636</b>	38.773	99,024	4
24	<b>9 BARTOLUCCI Umberto (ITA)</b> BARTOLUCCI UMBERTO	Team Piloti Forlivesi	GIULIA SUPER	H1TC2				0
25	<b>67 PRALLER Peter (DEU)</b> PRALLER PETER	Formula GT	GIULIA SPRINT GTA	G1GR5				0

Direttore di Gara : Fabrizio Fondacci

01/11/2024 Inizio 09:33 Fine 10:00

Esposta alle: .....

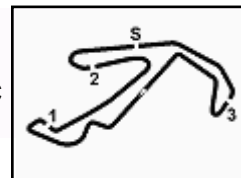
Power by FICr PERUGIA TIMING

CANOSSA

OKP

livedatamisano.perugiatiming.com





## Classifica Prove Libere 1

Misano Circuit Sic 58 4.226 m

3 / 3

### Penalty and Infringment

09.41	<b>95 Alfa Delta</b>	#95 Time Deleted (2'19.710) - Exceeded Track Limits T6
09.46	<b>11 Alfa Delta</b>	#11 Time Deleted (2'00.557) - Exceeded Track Limits T15
09.51	<b>50 Alfa Delta</b>	#50 Time Deleted (1'54.835) - Exceeded Track Limits T6
09.53	<b>16 Guerra Marco</b>	#16 Time Deleted (2'09.275) - Exceeded Track Limits T13
09.55	<b>16 Guerra Marco</b>	#16 Time Deleted (2'06.842) - Exceeded Track Limits T13

### Fastest Laps Sequence

Num.	Concorrente	Naz	Team	Auto	Local Time	Tempo	Dist.	Media
25	F. PANTALEO	ITA	Carrera Team	Giulia Sprint GTA	09:37'53.565	<b>2'07.810</b>		119,033
11	R. KESSEL	CHE	OKP Alfa Delta Racing Team	GTAm	09:38'00.337	<b>2'05.605</b>	-2.205	121,123
95	A. PERFETTI	ITA	OKP Alfa Delta Racing Team	GTAm	09:40'02.389	<b>2'00.883</b>	-4.722	125,854
87	D. BERTINELLI	ITA	Team Gatti	GTAm	09:40'10.850	<b>1'57.317</b>	-3.566	129,679
50	G. BARRI	ITA	OKP Alfa Delta Racing Team	GTAm	09:40'57.167	<b>1'56.833</b>	-0.484	130,217
87	D. BERTINELLI	ITA	Team Gatti	GTAm	09:42'07.462	<b>1'56.612</b>	-0.221	130,463
87	D. BERTINELLI	ITA	Team Gatti	GTAm	09:44'02.855	<b>1'55.393</b>	-1.219	131,842
87	D. BERTINELLI	ITA	Team Gatti	GTAm	09:52'32.294	<b>1'55.301</b>	-0.092	131,947
87	D. BERTINELLI	ITA	Team Gatti	GTAm	09:54'27.157	<b>1'54.863</b>	-0.438	132,450

Direttore di Gara : Fabrizio Fondacci

01/11/2024 Inizio 09:33 Fine 10:00

Esposta alle: .....

Power by FICr PERUGIA TIMING

CANOSSA

OKP

[livedatamisano.perugiatiming.com](http://livedatamisano.perugiatiming.com)

