



## Red Bull Ring Classics

BG Sportpromotion

Alfa Revival Cup

Revision 1 - Provisional Result Race

7 - 9 June 2024

Red Bull Ring - 4326mtr.


Started : 23    Classified : 23    Not Classified : 0

Pos	Nbr	Name / Entrant	Car	Cls	PIC	Gap	Total time	Fastest	In	Avg. Speed
1	50	Giacomo Barri OKP Alfa Delta Racing Team	GTAm	G2	1	-- 31 laps --	1:01:43.610	1:52.183	22	130.35
2	95	Daniele Perfetti OKP Alfa Delta Racing Team	GTAm	G2	2	2.365	1:01:45.976	1:52.693	4	130.27
3	87	Davide Bertinelli	GTAm	G2	3	11.629	1:01:55.240	1:52.256	4	129.94
4	69	Lukas Stojetz OKP Alfa Delta Racing Team	GTAm	G2	4	12.682	1:01:56.293	1:53.292	5	129.90
5	98	Fabio Babini Scuderia Clemente Biondetti	GTAm	G2	5	47.538	1:02:31.149	1:51.208	17	128.70
6	85	Peter Bachofen OKP Alfa Delta Racing Team	GTAm	G2	6	51.678	1:02:35.289	1:55.179	9	128.56
7	106	Marco Guerra Carrera Team	Giulia Sprint GTA	I	1	1:09.569	1:02:53.179	1:53.177	24	127.95
8	34	Matteo Kamata OKP Alfa Delta Racing Team	GTAm	G2	7	1:41.147	1:03:24.758	1:54.687	5	126.88
9	2	Stefano Roversi Scuderia Bologna Corse	GTAm	G2	8	2:30.422	1:04:14.032	1:53.407	2	125.26
10	36	Massimo Bortolami OKP Alfa Delta Racing Team	Giulia Sprint GTA	I	2	-- 30 laps --	1:01:35.617	1:54.278	25	126.42
11	81	Edoardo Caponi Jolly Car Squadra Corse	GTAm	G2	9	21.090	1:01:56.707	1:54.039	9	125.70
12	96	Stefano Barbieri AMG RS	GTAm	G2	10	54.419	1:02:30.036	1:58.288	8	124.58
13	25	Antonio Crescenti Carrera Team	Giulia Sprint GTA	F	1	1:42.579	1:03:18.196	1:58.475	18	123.00
14	23	Mario Salomone OKP Alfa Delta Racing Team	GTAm	G2	11	-- 29 laps --	1:02:01.806	2:00.827	22	121.34
15	90	Franz Slama	GTAm	G2	12	19.897	1:02:21.703	1:59.092	5	120.70
16	86	Dario Domenichini Jolly Car Squadra Corse	GTAm	G2	13	28.163	1:02:29.969	1:54.936	4	120.43
17	100	Fabian Körber OKP Alfa Delta Racing Team	Giulia Sprint GTA	F	2	-- 28 laps --	1:03:02.511	1:58.534	25	115.28
18	58	Christian Bonnet Scuderia del Grifone	Giulia Sprint GT	G1	1	10.521	1:03:13.032	2:09.162	6	114.96
19	99	Stefan Rollwagen OKP Alfa Delta Racing Team	Giulia Sprint GT Veloce	G1	2	-- 27 laps --	1:02:18.701	2:08.335	5	112.46
20	44	Fausto Amendolagine Scuderia Capannone Garage	GT Veloce 2000	H1 T	1	24.428	1:02:43.129	2:08.840	6	111.73

Fastest time : 1:51.208 in lap 17 by nbr. 98 : Ben-Babini(Fabio Babini) (GTAm)

Publication-time

Results: Timekeeping by :

Race Director	Clerk of the course	Timekeeping	
Eva Gruber	Kevin Kaltenegger	Bernd Jung	
Page 1 of 2	Results remain provisional pending technical examination and decisions from the stewards of the meeting		



Roarington





Red Bull Ring Classics  
BG Sportpromotion

Alfa Revival Cup  
Revision 1 - Provisional Result Race

7 - 9 June 2024  
Red Bull Ring - 4326mtr.

Started : 23    Classified : 23    Not Classified : 0


Pos	Nbr	Name / Entrant	Car	Cls	PIC	Gap	Total time	Fastest	In	Avg. Speed
21	20	Marco Milla Scuderia Capannone Garage	Giulia Super	H1 TC	1	-- 26 laps --	1:02:23.618	2:16.642	25	108.16
22	356	Raffaele Raimondi Circolo della Biella	GTAm	G2	14	51.794	1:03:15.412	1:55.661	23	106.68
23	16	Giovanni Serio Carrera Team	Giulia Sprint GTA	F	3	-- 25 laps --	54:37.900	2:04.789	8	118.77

Car #50 10sec Time Penalty for incorrect start position, Car #81 5sec Time Penalty for unsafe driving under SC conditions  
Car #106 5sec Time Penalty - crossing white line pit entry, Car #2 3sec Time Penalty - crossing white line pit exit  
Car #81 2 sec Time penalty -Track Limit

Fastest time : 1:51.208 in lap 17 by nbr. 98 : Ben-Babini(Fabio Babini) (GTAm)

Publication-time

Results: Timekeeping by :

Race Director	Clerk of the course	Timekeeping	
Eva Gruber	Kevin Kaltenegger	Bernd Jung	
Page 2 of 2	Results remain provisional pending technical examination and decisions from the stewards of the meeting		



Roarington





Red Bull Ring Classics  
BG Sportpromotion

Alfa Revival Cup

Provisional result per class Race

7 - 9 June 2024  
Red Bull Ring - 4326mtr.

**Class F TC 1600**

Started : 3    Classified : 3    Not Classified : 0

Pos	Nbr	Name / Entrant	Car	Gap	Diff	Total time	Fastest	In
1	25	Antonio Crescenti Carrera Team	Giulia Sprint GTA	-- 30 laps --		1:03:18.196	1:58.475	18
2	100	Fabian Körber OKP Alfa Delta Racing Team	Giulia Sprint GTA	-- 28 laps --		1:03:02.511	1:58.534	25
3	16	Giovanni Serio Carrera Team	Giulia Sprint GTA	-- 25 laps --		54:37.900	2:04.789	8

**Class G1 TC 1600**

Started : 2    Classified : 2    Not Classified : 0

Pos	Nbr	Name / Entrant	Car	Gap	Diff	Total time	Fastest	In
1	58	Christian Bonnet Scuderia del Grifone	Giulia Sprint GT	-- 28 laps --		1:03:13.032	2:09.162	6
2	99	Stefan Rollwagen OKP Alfa Delta Racing Team	Giulia Sprint GT Veloce	-- 27 laps --		1:02:18.701	2:08.335	5

**Class G2 TC 2000**

Started : 14    Classified : 14    Not Classified : 0


Pos	Nbr	Name / Entrant	Car	Gap	Diff	Total time	Fastest	In
1	50	Giacomo Barri OKP Alfa Delta Racing Team	GTAm	-- 31 laps --		1:01:43.610	1:52.183	22
2	95	Daniele Perfetti OKP Alfa Delta Racing Team	GTAm	2.365	2.365	1:01:45.976	1:52.693	4
3	87	Davide Bertinelli	GTAm	11.629	9.264	1:01:55.240	1:52.256	4
4	69	Lukas Stojetz OKP Alfa Delta Racing Team	GTAm	12.682	1.053	1:01:56.293	1:53.292	5
5	98	Fabio Babini Scuderia Clemente Biondetti	GTAm	47.538	34.856	1:02:31.149	1:51.208	17
6	85	Peter Bachofen OKP Alfa Delta Racing Team	GTAm	51.678	4.140	1:02:35.289	1:55.179	9
7	34	Matteo Kamata OKP Alfa Delta Racing Team	GTAm	1:41.147	49.469	1:03:24.758	1:54.687	5
8	2	Stefano Roversi Scuderia Bologna Corse	GTAm	2:30.422	49.274	1:04:14.032	1:53.407	2
9	81	Edoardo Caponi Jolly Car Squadra Corse	GTAm	-- 30 laps --		1:01:56.707	1:54.039	9
10	96	Stefano Barbieri AMG RS	GTAm	33.328	33.328	1:02:30.036	1:58.288	8
11	23	Mario Salomone OKP Alfa Delta Racing Team	GTAm	-- 29 laps --		1:02:01.806	2:00.827	22
12	90	Franz Slama	GTAm	19.897	19.897	1:02:21.703	1:59.092	5
13	86	Dario Domenichini Jolly Car Squadra Corse	GTAm	28.163	8.266	1:02:29.969	1:54.936	4

Fastest time : 1:51.208 in lap 17 by nbr. 98 : Ben-Babini(Fabio Babini) (GTAm)

Publication-time

Results:

Timekeeping by :

Race Director  Eva Gruber	Clerk of the course  Kevin Kaltenegger	Timekeeping  Bernd Jung	
Page 1 of 2	Results remain provisional pending technical examination and decisions from the stewards of the meeting		



Roarington





Red Bull Ring Classics  
BG Sportpromotion

Alfa Revival Cup

Provisional result per class Race

7 - 9 June 2024  
Red Bull Ring - 4326mtr.

14	356	Raffaele Raimondi Circolo della Biella	GTAm	-- 26 laps --	1:03:15.412	1:55.661	23
----	-----	---	------	---------------	-------------	----------	----

**Class H1 T 2000**

Started : 1    Classified : 1    Not Classified : 0

Pos	Nbr	Name / Entrant	Car	Gap	Diff	Total time	Fastest	In
1	44	Fausto Amendolagine Scuderia Capannone Garage	GT Veloce 2000	-- 27 laps --		1:02:43.129	2:08.840	6

**Class Hi TC 1600**

Started : 1    Classified : 1    Not Classified : 0

Pos	Nbr	Name / Entrant	Car	Gap	Diff	Total time	Fastest	In
1	20	Marco Milla Scuderia Capannone Garage	Giulia Super	-- 26 laps --	1:52.105	1:02:23.618	2:16.642	25

**Class I GR.5 1600**

Started : 2    Classified : 2    Not Classified : 0

Pos	Nbr	Name / Entrant	Car	Gap	Diff	Total time	Fastest	In
1	106	Marco Guerra Carrera Team	Giulia Sprint GTA	-- 31 laps --		1:02:53.179	1:53.177	24
2	36	Massimo Bortolami OKP Alfa Delta Racing Team	Giulia Sprint GTA	-- 30 laps --		1:01:35.617	1:54.278	25

Car #50 10sec Time Penalty for incorrect start position, Car #81 5sec Time Penalty for unsafe driving under SC conditions  
Car #106 5sec Time Penalty - crossing w hite line pit entry, Car #2 3sec Time Penalty - crossing w hite line pix exit  
Car #81 2 sec Time panalty -Track Limit

Fastest time : 1:51.208 in lap 17 by nbr. 98 : Ben-Babini(Fabio Babini) (GTAm)			Publication-time
Results:		Timekeeping by :	
Race Director  Eva Gruber	Clerk of the course  Kevin Kaltenegger	Timekeeping  Bernd Jung	
Page 2 of 2	Results remain provisional pending technical examination and decisions f from the stewards of the meeting		



Roarington





# Red Bull Ring Classics

BG Sportpromotion

Alfa Revival Cup - Race

7 - 9 June 2024  
Red Bull Ring - 4326mtr.

Pos	No	Name	Lap	1	2	3	4	5	6	7	8	9	10	11	12	13	14	15	16	17	18	19	20	21	22	23	24	25	26	27	28	29	30	31
1	50	Giacomo Barri		95	95	95	95	95	95	87	87	95	95	95	95	2	2	95	95	95	95	95	95	95	95	95	50	50	50	50	50	50	50	
2	95	Daniele Perfetti		50	50	87	87	87	87	95	95	87	87	87	87	81	81	87	87	87	87	50	50	50	50	50	95	95	95	95	95	95	95	
3	87	Davide Bertinelli		87	87	2	2	2	2	2	2	2	2	2	2	36	36	2	50	50	50	87	87	87	87	87	87	87	87	87	87	87	87	
4	69	Lukas Stojetz		2	2	85	81	81	81	81	81	81	81	81	95	95	81	69	69	69	69	69	69	69	69	69	69	69	69	69	69	69	69	
5	98	Fabio Babini		69	85	81	85	50	50	50	69	69	69	69	36	87	87	69	85	85	85	85	85	85	85	85	85	85	85	85	85	85	98	
6	85	Peter Bachofen		98	81	50	50	85	85	85	85	85	85	36	96	96	69	36	34	106	106	106	106	106	106	98	98	98	98	98	98	98	85	
7	106	Marco Guerra		106	86	86	86	86	86	69	86	86	86	85	356	69	85	85	106	34	34	34	34	98	98	106	106	106	106	106	106	106	106	
8	34	Matteo Kamata		34	106	106	106	106	106	86	34	34	106	86	25	85	50	50	98	98	98	98	98	34	34	34	34	34	34	34	34	34	34	
9	2	Stefano Roversi		85	36	36	34	34	34	106	106	106	34	106	69	50	34	34	96	96	2	2	2	2	2	2	2	2	2	2	2	2	2	
10	36	Massimo Bortolami		81	34	34	36	36	69	34	36	36	36	34	85	34	106	106	2	2	96	36	36	36	36	36	36	36	36	36	36	36	36	
11	81	Edoardo Caponi		86	98	69	69	69	36	36	50	50	50	50	50	106	86	98	36	36	36	81	81	81	81	81	81	81	81	81	81	81	81	
12	96	Stefano Barbieri		36	96	98	96	96	96	356	356	356	356	356	86	86	98	96	81	81	81	96	96	96	96	96	96	96	96	96	96	96	96	
13	25	Antonio Crescenti		356	356	96	98	98	356	96	96	96	96	96	34	98	96	86	86	86	86	25	25	25	25	25	25	25	25	25	25	25	25	
14	23	Mario Salomone		96	25	356	356	356	98	98	98	98	98	98	106	90	25	25	25	25	25	86	86	86	86	23	23	23	23	23	23	23	23	
15	90	Franz Slama		90	90	25	25	25	25	25	25	25	25	25	98	25	23	23	23	23	23	23	23	23	23	86	86	86	86	90	90	90	90	
16	86	Dario Domenichini		25	69	100	100	100	100	100	100	100	90	90	90	23	16	16	16	16	16	90	90	90	90	90	90	90	90	86	86	86	86	
17	100	Fabian Körber		100	100	90	90	90	90	90	90	90	23	23	23	16	90	90	90	90	90	16	16	16	16	16	16	58	58	100	100	100	100	
18	58	Christian Bonnet		16	16	16	16	23	23	23	23	23	16	44	16	58	58	58	58	58	58	58	58	58	58	58	58	58	100	100	58	58	58	
19	99	Stefan Rollwagen		23	23	23	23	16	16	16	16	16	44	58	58	99	99	99	99	99	99	99	99	99	99	100	100	100	99	99	99	99	99	
20	44	Fausto Amendolagine		44	44	44	44	44	44	44	44	44	58	99	99	44	100	100	44	44	44	44	100	100	100	99	99	99	44	44	44	44	44	
21	20	Marco Milla		58	58	58	58	58	58	58	58	58	99	16	44	100	44	44	100	100	356	100	44	44	44	44	44	20	20	20	20	20	20	
22	356	Raffaele Raimondi		99	99	99	99	99	99	99	99	99	20	100	100	20	20	20	356	356	100	356	20	20	20	20	20	356	356	356	356	356	356	
23	16	Giovanni Serio		20	20	20	20	20	20	20	20	20	100	20	20	356	356	356	20	20	20	20	356	356	356	356	356	356	356	356	356	356	356	

Fastest time : 1:51.208 in lap 17 by nbr. 98 : Ben-Babini(Fabio Babini) (GTAm)

Timekeeping by :

Results:



Roarington





## Red Bull Ring Classics BG Sportpromotion

Alfa Revival Cup  
Laps and Sector Times - Race

7 - 9 June 2024  
Red Bull Ring - 4326mtr.

2 Stefano Roversi										GTAm									
lap	Sect-1	Speed	Sect-2	Speed	Sect-3	Speed	TopSpeed	laptime	pit	lap	Sect-1	Speed	Sect-2	Speed	Sect-3	Speed	Topspeed	laptime	pit
1	32.096	180.0	50.273		35.538	161.9	<u>189.5</u>	1:57.907		17	28.933	180.6	49.850		35.241	162.9	187.8	1:54.024	
2	29.049	179.7	49.453		<u>34.905</u>	163.4	187.8	<u>1:53.407</u>		18	29.048	174.5	50.501		35.664	161.7	185.9	1:55.213	
3	31.215	177.9	<u>49.120</u>		35.151	162.7	182.1	1:55.486		19	29.173	180.9	50.900		35.782	162.9	178.5	1:55.855	
4	<u>28.751</u>	<u>182.1</u>	49.234		35.640	159.5	186.9	1:53.625		20	29.252	177.6	50.002		35.754	162.4	182.7	1:55.008	
5	28.772	179.4	50.287		35.693	161.7	186.9	1:54.752		21	30.491	176.8	50.095		35.343	<u>163.6</u>	180.3	1:55.929	
6	31.512	174.2	51.144		36.220	160.7	185.2	1:58.876		22	29.174	178.5	49.896		35.377	162.7	182.1	1:54.447	
7	29.468	176.2	50.361		36.110	160.7	180.6	1:55.939		23	29.289	<u>182.1</u>	50.232		35.638	163.4	184.0	1:55.159	
8	29.334	173.9	50.363		35.529	162.2	180.0	1:55.226		24	29.369	180.0	49.874		35.816	163.1	185.2	1:55.059	
9	29.228	172.2	50.915		36.209	161.9	184.3	1:56.352		25	29.562	180.9	49.927		35.693	163.1	184.0	1:55.182	
10	29.203	173.4	50.413		35.737	162.9	185.2	1:55.353		26	29.105	179.4	50.015		35.467	163.4	185.9	1:54.587	
11	29.300	177.3	53.611		43.000	118.8	187.5	2:05.911		27	29.880	177.9	49.902		35.343	162.7	186.9	1:55.125	
12	38.090	118.8	1:01.349		42.995	142.5	137.6	2:22.434		28	28.959	180.9	49.787		35.209	162.9	184.3	1:53.955	
13	34.395	132.7	59.227		41.179	143.8	120.5	2:14.801		29	29.402	180.0	49.646		35.185	162.4	184.3	1:54.233	
14	34.980	128.9	1:12.708		47.838	116.6	91.0	2:35.526		30	29.316	177.6	49.652		35.772	160.2	187.8	1:54.740	
15	42.521	94.1	1:14.105		Pit In		91.9	2:45.930		31	37.074	125.9	59.717		Pit In		132.4	2:38.046	
16	Pit Out	177.0	50.333		35.718	162.9	187.5	<u>3:20.212</u>		32									

16 Giovanni Serio										Giulia Sprint GTA									
lap	Sect-1	Speed	Sect-2	Speed	Sect-3	Speed	TopSpeed	laptime	pit	lap	Sect-1	Speed	Sect-2	Speed	Sect-3	Speed	Topspeed	laptime	pit
1	35.343	161.0	54.788		39.350	148.8	168.2	2:09.481		14	32.453	139.2	1:10.423		42.723	147.3	79.9	2:25.599	
2	<u>31.564</u>	160.7	54.845		39.863	148.8	<u>169.5</u>	2:06.272		15	32.461	161.4	54.801		39.577	148.8	166.4	2:06.839	
3	31.854	161.7	54.654		39.138	150.6	166.2	2:05.646		16	32.318	163.9	<u>53.817</u>		39.553	147.3	165.9	2:05.688	
4	32.013	161.9	54.302		39.520	150.2	166.9	2:05.835		17	32.407	162.2	53.912		39.185	147.3	165.9	2:05.504	
5	32.032	163.4	54.402		39.810	<u>152.5</u>	164.6	2:06.244		18	32.642	160.5	54.626		39.582	146.7	164.1	2:06.850	
6	31.663	<u>166.4</u>	54.292		39.358	149.6	<u>169.5</u>	2:05.313		19	33.518	155.8	55.261		38.844	147.7	160.7	2:07.623	
7	31.882	163.9	54.863		39.142	150.0	165.1	2:05.887		20	32.169	162.2	54.823		39.193	146.5	159.8	2:06.185	
8	31.705	163.4	54.311		<u>38.773</u>	151.7	164.9	<u>2:04.789</u>		21	32.373	160.7	54.075		39.593	149.0	165.4	2:06.041	
9	31.691	163.6	54.431		40.374	148.6	165.4	2:06.496		22	32.084	161.7	54.910		40.168	147.9	163.4	2:07.162	
10	32.100	162.2	56.406		Pit In		166.7	<u>2:15.574</u>		23	32.187	165.6	56.110		39.157	147.7	153.8	2:07.454	
11	Pit Out	150.6	56.757		39.856	149.4	152.8	<u>3:29.778</u>		24	33.337	161.0	53.937		39.376	146.5	166.9	2:06.650	
12	32.521	163.4	54.256		39.183	140.8	167.4	2:05.960		25	32.426	159.5	55.517		39.665	144.2	153.0	2:07.608	
13	32.788	163.1	54.264		38.870	151.3	165.1	2:05.922		26									

20 Marco Milla										Giulia Super									
lap	Sect-1	Speed	Sect-2	Speed	Sect-3	Speed	TopSpeed	laptime	pit	lap	Sect-1	Speed	Sect-2	Speed	Sect-3	Speed	Topspeed	laptime	pit
1	37.866	148.4	59.482		42.940	136.0	160.0	2:20.288		14	35.826	136.4	1:01.488		44.502	133.2	152.8	2:21.816	
2	34.969	144.8	59.394		43.362	134.2	155.8	2:17.725		15	35.987	138.3	1:01.034		43.352	134.7	147.1	2:20.373	
3	35.303	144.4	59.634		43.265	136.5	156.3	2:18.202		16	35.770	138.3	1:00.883		43.649	135.3	146.7	2:20.302	
4	36.044	141.0	1:00.219		43.931	135.3	154.7	2:20.194		17	35.103	145.9	59.552		43.355	135.3	157.9	2:18.010	
5	35.533	140.3	1:03.268		43.371	136.5	152.5	2:22.172		18	36.171	138.6	1:00.888		43.786	137.6	159.1	2:20.845	
6	36.962	141.9	1:00.383		43.324	134.8	154.5	2:20.669		19	36.726	139.4	1:00.205		<u>42.746</u>	136.2	147.5	2:19.677	
7	35.612	144.0	1:00.634		43.043	136.2	155.6	2:19.289		20	36.165	135.8	1:01.368		44.695	135.7	149.8	2:22.228	
8	36.275	139.5	1:00.663		43.475	135.3	153.0	2:20.413		21	35.640	140.1	1:00.597		43.419	136.0	143.4	2:19.656	
9	35.740	142.3	1:01.717		43.702	133.3	147.3	2:21.159		22	35.279	142.3	1:00.218		42.760	136.2	147.5	2:18.257	
10	36.365	136.0	1:01.525		Pit In		145.2	<u>2:29.758</u>		23	35.124	139.7	1:00.245		43.305	134.8	147.9	2:18.674	



Roarington





## Red Bull Ring Classics BG Sportpromotion

### Alfa Revival Cup

### Laps and Sector Times - Race

7 - 9 June 2024

Red Bull Ring - 4326mtr.

11	Pit Out	127.1	1:01.600	44.223	134.8	149.6	3:52.167	24	35.191	146.9	1:00.461	44.069	134.3	150.6	2:19.721	
12		36.329	134.3	1:01.238	43.790	134.0	149.8	2:21.357	25	35.310	<u>149.0</u>	<u>58.583</u>	42.749	<u>138.5</u>	<u>161.0</u>	<u>2:16.642</u>
13		36.209	137.6	1:00.691	43.645	136.0	152.1	2:20.545	26	<u>34.402</u>	145.4	58.819	43.660	127.8	157.9	2:16.881

23 Mario Salomone										GTAm									
lap	Sect-1	Speed	Sect-2	Speed	Sect-3	Speed	TopSpeed	laptime	pit	lap	Sect-1	Speed	Sect-2	Speed	Sect-3	Speed	Topspeed	laptime	pit
1	36.792	143.0	57.103		38.905	147.9	155.4	2:12.800		16	30.960	171.4	53.435		38.336	153.0	173.9	2:02.731	
2	32.294	154.5	55.734		38.986	150.8	170.3	2:07.014		17	31.021	172.0	53.166		37.825	151.7	173.6	2:02.012	
3	31.334	166.4	54.246		38.732	151.3	173.1	2:04.312		18	31.026	170.9	53.257		38.099	150.8	173.1	2:02.382	
4	31.815	165.9	54.664		38.351	152.1	167.4	2:04.830		19	31.391	169.8	53.492		37.752	151.9	170.1	2:02.635	
5	31.016	161.9	54.176		39.042	150.6	153.0	2:04.234		20	31.429	171.4	54.102		38.004	153.0	173.4	2:03.535	
6	31.510	169.3	53.379		38.283	150.4	173.1	2:03.172		21	31.163	163.1	53.255		37.750	154.1	173.4	2:02.168	
7	31.848	168.8	53.725		37.880	151.7	172.2	2:03.453		22	<u>30.562</u>	<u>174.2</u>	52.808		37.457	153.0	173.6	<u>2:00.827</u>	
8	31.010	170.3	53.942		38.310	151.9	172.5	2:03.262		23	31.409	163.4	53.512		38.097	153.4	172.5	2:03.018	
9	30.980	169.5	54.715		37.965	152.8	166.2	2:03.660		24	30.940	172.5	<u>52.660</u>		<u>37.284</u>	153.8	173.6	2:00.884	
10	31.141	166.7	53.912		38.133	153.8	172.0	2:03.186		25	30.653	172.8	52.765		37.829	153.0	<u>174.8</u>	2:01.247	
11	32.149	160.2	57.770		Pit In		157.4	<u>2:16.303</u>		26	31.083	172.5	54.107		39.296	151.7	173.6	2:04.486	
12	Pit Out	153.0	55.390		38.659	148.8	164.9	<u>3:24.596</u>		27	31.061	172.5	52.986		38.987	151.3	173.4	2:03.034	
13	31.852	164.9	54.829		41.294	114.9	165.9	2:07.975		28	31.252	159.1	53.184		38.365	152.5	174.5	2:02.801	
14	42.109	100.8	1:13.752		42.643	150.2	81.5	2:38.504		29	31.273	170.9	54.221		37.887	<u>154.3</u>	174.5	2:03.381	
15	30.946	170.9	54.449		38.547	153.2	162.4	2:03.942		30									

25 Antonio Crescenti										Giulia Sprint GTA									
lap	Sect-1	Speed	Sect-2	Speed	Sect-3	Speed	TopSpeed	laptime	pit	lap	Sect-1	Speed	Sect-2	Speed	Sect-3	Speed	Topspeed	laptime	pit
1	34.896	165.9	55.165		37.644	152.3	170.6	2:07.705		16	30.762	168.0	52.853		36.846	155.2	171.7	2:00.461	
2	31.285	166.4	53.155		37.230	151.0	171.7	2:01.670		17	30.284	168.8	52.237		36.296	<u>155.4</u>	171.4	1:58.817	
3	31.435	166.7	52.221		36.802	150.8	171.2	2:00.458		18	30.187	168.5	52.030		<u>36.258</u>	154.9	171.2	<u>1:58.475</u>	
4	31.126	165.4	52.625		36.662	152.1	170.1	2:00.413		19	<u>30.139</u>	<u>169.8</u>	52.840		37.300	148.6	170.3	2:00.279	
5	31.158	165.6	52.089		36.300	152.3	171.7	1:59.547		20	30.723	166.9	52.474		37.314	152.5	170.6	2:00.511	
6	30.861	165.6	52.628		36.636	147.9	171.4	2:00.125		21	30.756	166.2	52.964		36.701	152.8	169.0	2:00.421	
7	31.615	165.1	52.179		36.626	152.1	172.0	2:00.420		22	30.624	167.2	53.368		36.648	151.9	169.5	2:00.640	
8	31.041	165.6	52.288		37.045	148.4	<u>173.1</u>	2:00.374		23	30.532	168.5	53.274		36.564	152.1	168.8	2:00.370	
9	31.278	165.9	52.322		36.660	153.0	170.1	2:00.260		24	30.597	166.2	53.264		36.938	153.0	169.3	2:00.799	
10	31.257	165.1	<u>51.960</u>		37.232	150.4	170.9	2:00.449		25	30.502	162.7	52.560		36.264	152.8	171.4	1:59.326	
11	31.249	164.1	55.906		38.994	142.1	142.3	2:06.149		26	30.472	168.0	53.015		36.277	153.2	171.2	1:59.764	
12	32.850	154.7	56.376		Pit In		158.1	<u>2:26.589</u>		27	30.455	168.0	52.291		36.313	152.5	171.7	1:59.059	
13	Pit Out	145.4	1:09.592		48.224	99.7	112.1	<u>3:53.854</u>		28	30.531	168.0	52.713		36.418	152.1	170.3	1:59.662	
14	42.551	89.0	1:13.674		42.442	146.9	85.9	2:38.667		29	30.546	166.9	52.572		36.315	152.8	169.5	1:59.433	
15	30.850	166.7	52.316		36.725	153.4	<u>173.1</u>	1:59.891		30	30.465	166.7	52.603		36.540	151.3	170.3	1:59.608	

34 Matteo Kamata										GTAm									
lap	Sect-1	Speed	Sect-2	Speed	Sect-3	Speed	TopSpeed	laptime	pit	lap	Sect-1	Speed	Sect-2	Speed	Sect-3	Speed	Topspeed	laptime	pit
1	32.962	171.4	52.096		37.662	161.4	176.8	2:02.720		17	29.984	166.4	51.140		35.200	160.2	176.2	1:56.324	
2	30.867	172.2	53.166		36.713	156.1	169.3	2:00.746		18	29.751	175.3	51.252		35.168	158.8	175.6	1:56.171	
3	30.987	157.9	51.046		35.363	158.4	177.0	1:57.396		19	29.617	178.2	50.945		35.357	161.2	175.3	1:55.919	
4	29.830	177.6	50.498		35.378	160.7	179.1	1:55.706		20	29.527	177.6	51.565		36.510	155.4	173.9	1:57.602	
5	29.669	177.3	<u>50.156</u>		<u>34.862</u>	161.7	<u>180.0</u>	<u>1:54.687</u>		21	29.587	177.3	51.559		35.324	159.8	158.6	1:56.470	



Roarington





## Red Bull Ring Classics BG Sportpromotion

### Alfa Revival Cup

#### Laps and Sector Times - Race

7 - 9 June 2024

Red Bull Ring - 4326mtr.

6	29.327	<u>180.3</u>	50.531	35.651	155.6	<u>180.0</u>	1:55.509	22	30.330	176.2	51.749	35.605	159.1	174.2	1:57.684
7	30.398	176.5	50.684	35.097	161.4	177.9	1:56.179	23	29.740	176.2	50.593	35.616	156.1	175.6	1:55.949
8	29.985	176.2	51.441	34.998	<u>162.9</u>	177.6	1:56.424	24	29.722	178.5	51.807	35.872	157.9	176.5	1:57.401
9	29.699	179.1	51.418	35.124	162.4	172.2	1:56.241	25	29.767	176.2	51.619	35.468	160.2	173.4	1:56.854
10	29.792	178.2	52.105	35.983	161.9	178.8	1:57.880	26	30.392	175.0	51.368	35.544	159.3	174.2	1:57.304
11	<u>29.216</u>	179.7	51.817	Pit In		177.0	2:05.340	27	30.044	175.0	51.448	35.547	157.9	174.5	1:57.039
12	Pit Out	123.9	1:01.621	43.924	130.1	131.4	3:47.887	28	29.747	174.5	51.409	35.839	156.3	176.2	1:56.995
13	36.936	130.4	1:00.434	42.888	125.7	142.3	2:20.258	29	30.275	176.5	51.456	35.496	158.8	174.8	1:57.227
14	37.237	128.1	1:00.298	40.115	138.8	124.6	2:17.650	30	29.568	177.0	51.186	35.925	158.1	175.0	1:56.679
15	35.366	134.3	54.724	36.877	160.2	146.3	2:06.967	31	30.139	173.4	51.808	36.428	159.1	174.2	1:58.375
16	29.594	175.0	51.095	35.274	160.5	175.9	1:55.963	32							

36 Massimo Bortolami									Giulia Sprint GTA										
lap	Sect-1	Speed	Sect-2	Speed	Sect-3	Speed	TopSpeed	laptime	pit	lap	Sect-1	Speed	Sect-2	Speed	Sect-3	Speed	TopSpeed	laptime	pit
1	34.163	168.8	51.405		38.414	156.3	174.8	2:03.982		16	Pit Out	166.7	51.726		35.471	161.7	177.3	3:20.085	
2	29.749	175.9	53.061		35.573	161.9	176.8	1:58.383		17	29.635	175.6	50.714		35.747	160.0	178.8	1:56.096	
3	31.282	173.6	50.672		35.514	161.4	175.6	1:57.468		18	29.592	176.5	50.265		35.658	160.5	178.8	1:55.515	
4	30.553	170.6	50.654		35.422	161.0	177.6	1:56.629		19	29.714	177.6	50.812		35.533	161.7	179.4	1:56.059	
5	29.798	175.9	50.383		35.032	158.8	176.8	1:55.213		20	29.530	175.9	50.364		35.329	161.7	178.5	1:55.223	
6	29.615	175.9	50.590		35.187	158.6	178.5	1:55.392		21	29.420	177.3	<u>49.827</u>		35.059	161.9	178.5	1:54.306	
7	29.836	173.6	50.827		35.320	161.0	178.8	1:55.983		22	29.338	179.1	50.009		35.195	161.0	179.1	1:54.542	
8	29.515	159.8	52.330		35.306	159.8	177.9	1:57.151		23	29.256	178.8	49.978		35.845	162.2	178.5	1:55.079	
9	29.679	177.6	50.621		35.525	<u>162.9</u>	177.0	1:55.825		24	29.429	178.2	50.599		35.178	159.5	178.5	1:55.206	
10	29.744	177.3	51.436		36.218	161.0	177.6	1:57.398		25	29.437	177.3	50.044		34.797	161.2	178.5	<u>1:54.278</u>	
11	29.547	177.9	51.811		38.855	135.2	167.4	2:00.213		26	<u>29.148</u>	178.8	50.520		<u>34.753</u>	161.7	<u>180.6</u>	1:54.421	
12	31.387	169.3	56.793		43.316	137.9	145.7	2:11.496		27	29.381	178.8	49.929		35.179	160.7	179.1	1:54.489	
13	34.011	141.0	59.353		41.848	140.8	115.8	2:15.212		28	29.314	178.5	49.962		35.047	161.0	179.4	1:54.323	
14	34.305	129.5	1:12.758		48.430	118.0	94.2	2:35.493		29	29.355	179.1	51.362		34.945	160.7	175.3	1:55.662	
15	42.335	94.4	1:14.171		Pit In		82.3	2:45.995		30	29.169	<u>179.7</u>	50.532		34.890	161.4	178.2	1:54.591	

44 Fausto Amendolagine									GT Veloce 2000										
lap	Sect-1	Speed	Sect-2	Speed	Sect-3	Speed	TopSpeed	laptime	pit	lap	Sect-1	Speed	Sect-2	Speed	Sect-3	Speed	TopSpeed	laptime	pit
1	36.634	153.0	57.133		39.723	141.5	162.2	2:13.490		15	33.228	141.9	57.079		39.440	<u>145.2</u>	153.0	2:09.747	
2	33.606	147.7	56.341		39.673	140.8	162.4	2:09.620		16	33.635	137.4	57.225		39.552	140.6	143.4	2:10.412	
3	33.116	153.8	56.706		39.801	142.3	162.9	2:09.623		17	34.643	144.0	58.687		44.159	62.9	147.3	2:17.489	
4	32.965	153.8	56.714		40.079	143.4	163.6	2:09.758		18	39.885	150.8	58.288		Pit In		148.8	2:25.445	
5	33.083	153.6	57.424		40.007	142.5	162.7	2:10.514		19	Pit Out	151.5	57.468		40.160	142.9	145.7	2:30.412	
6	33.002	154.7	<u>56.311</u>		39.527	144.4	163.6	<u>2:08.840</u>		20	33.760	154.5	57.048		39.635	144.6	154.1	2:10.443	
7	<u>32.956</u>	148.1	57.963		39.290	143.0	156.5	2:10.209		21	33.790	141.2	57.451		41.049	138.6	153.8	2:12.290	
8	33.723	152.8	56.471		39.773	144.0	158.6	2:09.967		22	33.704	142.1	57.292		39.958	143.4	151.0	2:10.954	
9	33.549	143.2	57.243		40.418	142.7	152.1	2:11.210		23	35.783	136.5	57.059		40.056	141.2	148.4	2:12.898	
10	33.766	134.7	1:01.287		47.900	115.6	137.6	2:22.953		24	34.402	138.5	59.002		39.291	143.4	150.6	2:12.695	
11	38.591	123.7	1:04.722		Pit In		121.8	2:34.584		25	33.798	139.4	57.378		39.778	142.3	149.0	2:10.954	
12	Pit Out	128.0	1:10.936		48.166	103.6	109.6	4:04.960		26	35.126	127.5	58.881		40.867	141.0	142.1	2:14.874	
13	42.455	92.6	1:13.778		44.289	132.0	89.9	2:40.522		27	34.163	135.7	57.630		39.823	142.3	142.1	2:11.616	
14	33.981	<u>156.5</u>	57.471		<u>39.140</u>	145.0	<u>166.2</u>	2:10.592		28									



Roarington







## Red Bull Ring Classics BG Sportpromotion

Alfa Revival Cup  
Laps and Sector Times - Race

7 - 9 June 2024  
Red Bull Ring - 4326mtr.

50 Giacomo Barri										GTAm									
lap	Sect-1	Speed	Sect-2	Speed	Sect-3	Speed	TopSpeed	laptime	pit	lap	Sect-1	Speed	Sect-2	Speed	Sect-3	Speed	Topspeed	laptime	pit
1	32.107	177.6	49.913		35.562	161.2	178.5	1:57.582		17	28.608	183.7	49.248		34.585	164.6	183.1	1:52.441	
2	28.872	180.6	49.560		35.167	162.7	181.8	1:53.599		18	28.570	183.7	49.241		34.601	163.9	184.0	1:52.412	
3	39.910	175.6	50.648		37.922	157.4	180.0	2:08.480		19	28.631	184.6	49.253		34.935	163.4	184.3	1:52.819	
4	29.700	181.5	50.182		35.324	161.4	182.1	1:55.206		20	28.553	183.7	49.091		34.693	164.4	183.1	1:52.337	
5	29.040	183.4	49.809		35.356	161.9	184.0	1:54.205		21	28.529	183.7	49.321		34.838	165.1	183.7	1:52.688	
6	29.003	177.0	50.713		35.982	161.9	177.3	1:55.698		22	28.487	184.6	49.227		<u>34.469</u>	166.4	183.4	<u>1:52.183</u>	
7	29.455	181.2	49.812		35.512	161.2	182.7	1:54.779		23	28.556	<u>185.2</u>	<u>49.054</u>		34.957	164.9	<u>184.6</u>	1:52.567	
8	29.154	182.4	1:05.466		36.305	159.8	182.1	2:10.925		24	<u>28.183</u>	184.3	50.775		34.676	<u>166.7</u>	173.9	1:53.634	
9	29.183	181.5	49.916		35.791	160.5	181.5	1:54.890		25	28.822	183.7	49.439		34.759	163.6	182.1	1:53.020	
10	29.271	182.1	49.768		35.365	161.9	182.4	1:54.404		26	28.933	182.7	49.281		34.935	165.1	182.7	1:53.149	
11	30.796	178.5	50.310		Pit In		181.8	<u>2:02.468</u>		27	28.719	183.7	49.494		34.927	162.7	183.1	1:53.140	
12	Pit Out	166.7	50.836		35.444	161.2	175.9	<u>3:20.766</u>		28	28.820	181.8	49.423		34.861	164.4	182.7	1:53.104	
13	29.390	167.7	52.284		36.900	152.1	161.0	1:58.574		29	28.617	183.7	49.461		35.426	161.9	<u>184.6</u>	1:53.504	
14	30.542	169.0	51.306		35.247	154.7	168.0	1:57.095		30	28.523	184.6	49.848		34.624	163.6	183.7	1:52.995	
15	34.521	135.0	1:09.343		41.678	160.5	75.6	2:25.542		31	28.582	184.3	49.755		34.851	162.7	183.1	1:53.188	
16	29.271	182.4	50.014		35.219	163.6	183.7	1:54.504		32									

58 Christian Bonnet										Giulia Sprint GT									
lap	Sect-1	Speed	Sect-2	Speed	Sect-3	Speed	TopSpeed	laptime	pit	lap	Sect-1	Speed	Sect-2	Speed	Sect-3	Speed	Topspeed	laptime	pit
1	37.432	148.4	57.159		39.839	139.7	158.4	2:14.430		15	33.829	147.5	58.400		40.270	140.6	158.8	2:12.499	
2	33.899	147.3	56.593		40.228	139.5	158.6	2:10.720		16	33.567	147.7	56.413		40.360	137.8	158.1	2:10.340	
3	34.026	147.3	56.249		40.242	139.9	159.1	2:10.517		17	33.766	147.9	56.353		40.864	140.6	158.6	2:10.983	
4	33.848	148.4	55.925		39.915	140.1	159.1	2:09.688		18	33.536	149.2	57.149		39.972	139.9	159.3	2:10.657	
5	33.568	149.0	55.964		40.065	139.5	159.3	2:09.597		19	33.978	145.2	56.274		40.522	139.5	157.4	2:10.774	
6	33.691	148.6	<u>55.790</u>		<u>39.681</u>	140.8	157.9	<u>2:09.162</u>		20	33.940	145.9	56.542		40.171	139.7	157.2	2:10.653	
7	33.704	148.1	55.858		39.740	140.6	<u>160.5</u>	2:09.302		21	33.879	146.7	56.779		40.121	139.4	157.0	2:10.779	
8	33.545	149.4	56.013		40.064	<u>141.4</u>	158.8	2:09.622		22	33.925	146.5	56.740		39.904	140.8	157.9	2:10.569	
9	<u>33.434</u>	<u>149.8</u>	56.885		40.660	<u>141.4</u>	160.0	2:10.979		23	33.684	145.7	56.711		40.136	139.5	157.7	2:10.531	
10	34.777	148.4	59.360		48.859	111.8	157.9	2:22.996		24	33.636	148.6	56.410		41.137	139.2	156.3	2:11.183	
11	39.492	118.9	1:04.011		Pit In		122.4	<u>2:35.934</u>		25	33.939	145.6	56.891		40.343	139.4	155.4	2:11.173	
12	Pit Out	133.3	57.710		41.115	137.2	154.7	<u>3:31.499</u>		26	33.922	145.6	56.294		39.951	140.3	157.2	2:10.167	
13	34.037	147.3	58.363		43.794	136.5	158.1	2:16.194		27	33.923	145.7	56.244		39.723	140.4	154.5	2:09.890	
14	34.806	146.7	57.528		42.171	139.0	158.1	2:14.505		28	34.126	145.0	56.768		40.593	137.6	156.5	2:11.487	

69 Lukas Stojetz										GTAm									
lap	Sect-1	Speed	Sect-2	Speed	Sect-3	Speed	TopSpeed	laptime	pit	lap	Sect-1	Speed	Sect-2	Speed	Sect-3	Speed	Topspeed	laptime	pit
1	32.710	177.0	50.939		34.798	163.9	179.4	1:58.447		17	29.333	180.0	49.570		35.054	162.9	183.1	1:53.957	
2	29.982	180.0	1:07.723		35.453	162.4	176.2	2:13.158		18	29.093	180.0	49.562		35.014	162.4	181.8	1:53.669	
3	29.223	180.0	49.788		35.567	161.7	<u>185.6</u>	1:54.578		19	29.178	179.4	49.740		35.117	162.9	181.5	1:54.035	
4	29.348	180.6	49.937		35.409	161.9	180.6	1:54.694		20	29.240	180.3	50.111		35.190	162.9	180.9	1:54.541	
5	28.752	182.7	49.829		<u>34.711</u>	164.1	183.1	<u>1:53.292</u>		21	28.976	178.2	50.296		35.039	162.4	182.1	1:54.311	
6	<u>28.580</u>	<u>184.0</u>	49.879		35.158	<u>165.4</u>	182.7	1:53.617		22	28.866	181.2	49.958		35.265	162.7	182.4	1:54.089	
7	29.828	181.8	50.014		35.335	159.3	185.2	1:55.177		23	29.130	180.3	49.910		35.208	162.2	182.7	1:54.248	
8	28.991	181.2	50.256		35.041	161.2	181.5	1:54.288		24	29.600	181.2	49.624		34.922	163.6	181.5	1:54.146	
9	29.093	180.0	49.803		34.986	163.1	181.5	1:53.882		25	29.085	180.0	50.393		34.756	163.6	180.3	1:54.234	





## Red Bull Ring Classics BG Sportpromotion

### Alfa Revival Cup

### Laps and Sector Times - Race

7 - 9 June 2024

Red Bull Ring - 4326mtr.

10	29.284	179.7	50.396	34.900	162.9	180.0	1:54.580	26	29.344	179.1	50.344	34.874	163.6	182.4	1:54.562
11	28.916	180.6	51.078	Pit In		181.2	2:08.870	27	28.876	182.4	49.812	35.150	162.7	182.1	1:53.838
12	Pit Out	156.5	53.695	35.741	161.9	159.8	3:18.007	28	29.075	183.1	49.415	36.882	159.1	182.1	1:55.372
13	31.068	158.6	52.703	37.563	150.0	164.1	2:01.334	29	30.039	181.5	49.698	34.974	163.6	183.7	1:54.711
14	31.702	148.1	53.098	38.755	144.8	159.3	2:03.555	30	29.093	182.1	<u>49.404</u>	34.986	164.1	183.1	1:53.483
15	32.324	134.7	1:10.681	42.657	160.5	74.1	2:25.662	31	29.953	180.0	50.624	35.788	162.4	182.4	1:56.365
16	29.818	179.1	50.338	35.179	163.4	182.1	1:55.335	32							

81 Edoardo Caponi										GTAm									
lap	Sect-1	Speed	Sect-2	Speed	Sect-3	Speed	TopSpeed	laptime	pit	lap	Sect-1	Speed	Sect-2	Speed	Sect-3	Speed	TopSpeed	laptime	pit
1	33.699	162.9	51.655		37.481	<u>162.7</u>	176.2	2:02.835		16	Pit Out	158.1	51.944		35.944	158.6	180.6	3:21.750	
2	30.377	175.0	52.436		36.086	158.8	178.5	1:58.899		17	29.507	175.6	51.161		35.984	158.4	181.5	1:56.652	
3	29.357	<u>180.9</u>	50.130		35.841	160.2	175.9	1:55.328		18	29.656	176.5	50.058		36.010	158.1	180.6	1:55.724	
4	29.096	180.0	50.032		<u>35.008</u>	161.7	<u>183.1</u>	1:54.136		19	29.479	178.5	50.331		36.023	159.3	180.0	1:55.833	
5	<u>28.829</u>	176.2	50.410		35.615	157.9	179.7	1:54.854		20	29.534	178.2	50.071		36.316	158.4	182.7	1:55.921	
6	29.780	174.5	50.671		35.470	161.2	178.5	1:55.921		21	29.553	176.5	50.007		35.909	156.1	180.3	1:55.469	
7	29.343	176.5	50.058		35.468	160.5	179.7	1:54.869		22	29.516	176.8	50.312		36.001	157.0	179.4	1:55.829	
8	29.143	176.8	49.706		35.214	160.5	181.8	1:54.063		23	29.708	175.9	50.696		35.518	157.4	177.9	1:55.922	
9	29.112	177.0	49.712		35.215	161.7	182.1	<u>1:54.039</u>		24	29.439	176.5	50.976		35.860	158.6	177.6	1:56.275	
10	29.245	177.9	<u>49.626</u>		35.198	162.2	182.4	1:54.069		25	29.684	178.2	50.433		35.427	159.5	180.3	1:55.544	
11	28.957	179.4	51.223		42.973	117.4	181.8	2:03.153		26	29.158	179.1	50.388		35.903	159.3	182.1	1:55.449	
12	37.978	119.5	1:01.347		43.031	140.4	134.0	2:22.356		27	29.683	180.0	50.141		35.530	156.1	180.9	1:55.354	
13	34.390	130.8	59.215		41.171	141.5	117.6	2:14.776		28	29.743	176.8	51.005		35.620	160.2	181.2	1:56.368	
14	35.027	131.9	1:12.701		48.022	117.6	85.5	2:35.750		29	29.316	180.3	50.609		35.886	156.1	182.4	1:55.811	
15	42.532	93.4	1:14.016		Pit In		86.2	<u>2:46.197</u>		30	29.786	176.5	50.700		36.304	155.8	179.7	1:56.790	

85 Peter Bachofen										GTAm									
lap	Sect-1	Speed	Sect-2	Speed	Sect-3	Speed	TopSpeed	laptime	pit	lap	Sect-1	Speed	Sect-2	Speed	Sect-3	Speed	TopSpeed	laptime	pit
1	34.401	173.1	52.217		36.437	159.3	178.2	2:03.055		17	29.452	177.3	50.729		35.833	161.9	<u>179.7</u>	1:56.014	
2	30.589	175.9	52.010		35.671	158.1	176.8	1:58.270		18	<u>29.209</u>	<u>179.4</u>	50.557		35.836	158.6	177.9	1:55.602	
3	29.832	177.9	<u>49.921</u>		35.570	159.5	179.1	1:55.323		19	29.428	178.2	50.591		36.687	154.1	175.0	1:56.706	
4	29.437	176.5	50.704		35.566	159.8	177.6	1:55.707		20	29.736	177.6	50.381		35.396	<u>162.4</u>	178.2	1:55.513	
5	29.459	177.9	50.667		35.367	160.5	176.2	1:55.493		21	29.487	176.8	51.280		35.635	160.7	173.9	1:56.402	
6	29.322	179.1	50.328		35.917	161.4	176.5	1:55.567		22	29.421	177.0	50.562		35.957	159.1	176.5	1:55.940	
7	30.623	175.9	50.420		35.236	160.2	177.6	1:56.279		23	29.748	176.2	51.686		36.115	157.7	173.6	1:57.549	
8	29.778	177.3	52.488		<u>35.158</u>	160.5	177.9	1:57.424		24	29.793	175.6	50.429		35.649	160.0	177.0	1:55.871	
9	29.388	178.2	50.374		35.417	159.3	177.3	<u>1:55.179</u>		25	29.698	177.3	51.246		36.779	156.7	174.2	1:57.723	
10	29.464	178.8	50.905		35.569	158.8	173.9	1:55.938		26	29.890	175.9	51.046		36.044	157.9	174.5	1:56.980	
11	29.524	176.8	50.598		Pit In		177.9	2:06.211		27	29.779	175.6	51.109		36.521	157.0	170.9	1:57.409	
12	Pit Out	152.8	54.816		36.718	147.7	139.2	3:25.074		28	30.037	175.9	51.231		35.914	157.7	174.8	1:57.182	
13	30.607	175.6	52.394		37.120	150.8	174.2	2:00.121		29	29.698	173.6	51.225		36.124	157.9	175.0	1:57.047	
14	30.259	175.9	51.106		35.783	151.5	175.3	1:57.148		30	30.015	175.0	52.095		36.008	158.6	175.9	1:58.118	
15	32.439	144.0	1:11.034		42.257	157.7	75.2	2:25.730		31	29.672	173.1	51.237		36.005	158.8	170.3	1:56.914	
16	30.156	177.3	52.283		35.992	158.6	171.7	1:58.431		32									



Roarington





## Red Bull Ring Classics BG Sportpromotion

Alfa Revival Cup  
Laps and Sector Times - Race

7 - 9 June 2024  
Red Bull Ring - 4326mtr.

86 Dario Domenichini									GTAm										
lap	Sect-1	Speed	Sect-2	Speed	Sect-3	Speed	TopSpeed	laptime	pit	lap	Sect-1	Speed	Sect-2	Speed	Sect-3	Speed	Topspeed	laptime	pit
1	34.169	172.5	53.067		36.208	155.4	175.0	2:03.444		16	32.555	163.1	1:00.174		39.080	150.4	153.0	2:11.809	
2	30.163	174.2	52.011		36.312	155.6	176.8	1:58.486		17	31.511	170.1	55.431		39.224	151.7	162.4	2:06.166	
3	29.931	173.4	51.293		35.958	157.7	171.4	1:57.182		18	32.225	163.9	1:01.812		40.705	144.0	152.1	2:14.742	
4	29.788	173.1	<u>50.077</u>		<u>35.071</u>	159.5	176.5	<u>1:54.936</u>		19	31.534	166.7	54.707		39.764	148.8	167.7	2:06.005	
5	29.744	173.9	50.182		35.227	158.6	176.5	1:55.153		20	32.562	158.6	58.751		39.320	150.2	164.6	2:10.633	
6	29.781	173.4	50.558		35.728	158.8	175.6	1:56.067		21	31.926	164.6	54.141		38.630	151.9	173.9	2:04.697	
7	<u>29.737</u>	173.4	50.740		35.830	159.5	176.8	1:56.307		22	31.429	170.1	57.713		38.500	151.0	172.5	2:07.642	
8	29.863	173.9	51.734		35.322	<u>160.0</u>	175.6	1:56.919		23	31.879	169.0	55.979		38.584	152.5	167.7	2:06.442	
9	29.974	173.6	50.910		35.366	159.1	177.0	1:56.250		24	31.420	170.6	55.183		39.627	150.4	162.2	2:06.230	
10	30.131	<u>175.0</u>	50.787		35.677	158.8	<u>177.9</u>	1:56.595		25	32.018	161.9	57.653		39.666	147.5	162.4	2:09.337	
11	29.899	173.6	50.891		Pit In		175.0	<u>2:04.133</u>		26	32.921	172.2	54.161		39.604	150.4	174.5	2:06.686	
12	Pit Out	135.8	1:01.543		44.381	132.7	131.9	<u>3:49.859</u>		27	33.262	166.7	54.523		40.625	147.5	174.5	2:08.410	
13	36.499	129.7	1:01.002		Pit In		141.4	<u>2:23.934</u>		28	31.554	170.1	53.819		38.225	151.7	174.2	2:03.598	
14	Pit Out	135.2	1:01.642		43.562	140.1	132.2	<u>2:32.968</u>		29	32.741	168.8	54.778		39.524	152.1	161.7	2:07.043	
15	34.672	148.6	57.830		41.816	148.8	145.0	2:14.318		30									

87 Davide Bertinelli									GTAm										
lap	Sect-1	Speed	Sect-2	Speed	Sect-3	Speed	TopSpeed	laptime	pit	lap	Sect-1	Speed	Sect-2	Speed	Sect-3	Speed	Topspeed	laptime	pit
1	32.374	176.5	49.929		34.757	164.4	186.2	1:57.060		17	29.113	179.7	49.654		34.940	163.1	184.6	1:53.707	
2	29.152	180.3	49.641		34.670	165.9	184.9	1:53.463		18	28.897	180.9	49.348		35.043	162.9	186.5	1:53.288	
3	28.918	180.0	<u>49.113</u>		34.648	164.9	185.6	1:52.679		19	28.842	181.5	49.973		35.545	164.4	185.6	1:54.360	
4	<u>28.628</u>	180.9	49.270		34.358	165.6	184.6	<u>1:52.256</u>		20	28.862	<u>182.4</u>	50.019		34.911	161.9	185.9	1:53.792	
5	29.201	180.9	49.293		34.341	166.4	<u>186.9</u>	1:52.835		21	28.966	179.4	50.044		35.230	162.2	185.6	1:54.240	
6	29.354	182.1	49.403		34.186	<u>166.9</u>	185.9	1:52.943		22	29.001	181.5	49.772		35.538	162.9	184.6	1:54.311	
7	29.049	179.7	49.610		<u>34.140</u>	165.4	186.5	1:52.799		23	29.095	180.9	50.038		35.267	161.9	185.6	1:54.400	
8	28.709	<u>182.4</u>	50.114		34.309	163.4	183.7	1:53.132		24	29.244	181.5	50.290		35.417	161.9	184.6	1:54.951	
9	28.770	178.5	50.529		35.182	162.9	184.0	1:54.481		25	29.381	180.0	50.067		35.278	160.2	185.2	1:54.726	
10	28.866	<u>182.4</u>	49.559		44.888	153.6	186.5	2:03.313		26	29.755	180.3	50.074		35.162	161.7	184.9	1:54.991	
11	29.146	180.6	49.627		35.457	146.3	186.5	1:54.230		27	29.352	180.0	49.875		34.921	161.2	185.9	1:54.148	
12	31.833	154.3	54.562		Pit In		156.5	<u>2:10.560</u>		28	29.023	181.8	49.931		35.310	161.2	185.2	1:54.264	
13	Pit Out	153.4	55.224		38.588	151.0	164.6	<u>3:24.255</u>		29	29.115	181.5	50.350		35.640	161.9	185.2	1:55.105	
14	31.849	165.1	55.031		41.244	112.4	168.8	2:08.124		30	29.574	180.0	51.354		35.528	163.1	184.0	1:56.456	
15	42.371	96.1	1:13.401		42.520	158.1	86.7	2:38.292		31	29.831	180.9	50.049		35.542	158.6	185.6	1:55.422	
16	29.159	180.3	49.624		35.359	161.0	186.2	1:54.142		32									

90 Franz Slama									GTAm										
lap	Sect-1	Speed	Sect-2	Speed	Sect-3	Speed	TopSpeed	laptime	pit	lap	Sect-1	Speed	Sect-2	Speed	Sect-3	Speed	Topspeed	laptime	pit
1	34.226	158.6	54.361		37.473	156.5	173.9	2:06.060		16	30.945	161.9	53.317		37.384	154.7	171.2	2:01.646	
2	30.125	174.5	54.198		38.170	155.8	161.7	2:02.493		17	30.570	169.3	53.099		37.824	156.1	171.2	2:01.493	
3	31.314	171.2	53.815		37.127	158.4	169.3	2:02.256		18	30.304	171.2	53.020		37.595	157.4	172.0	2:00.919	
4	30.174	<u>177.6</u>	53.678		36.853	157.4	169.3	2:00.705		19	32.277	163.6	54.073		37.851	154.5	154.7	2:04.201	
5	<u>29.877</u>	176.8	<u>52.439</u>		<u>36.776</u>	<u>159.1</u>	170.1	<u>1:59.092</u>		20	30.877	167.4	53.545		37.729	156.7	161.0	2:02.151	
6	30.122	173.1	54.036		37.397	151.9	162.9	2:01.555		21	30.390	175.6	53.227		37.634	156.3	170.9	2:01.251	
7	30.352	162.9	53.442		37.135	158.1	173.1	2:00.929		22	31.469	169.5	53.171		38.364	156.1	173.6	2:03.004	
8	30.853	172.5	53.699		37.854	155.4	155.4	2:02.406		23	30.930	161.0	54.109		38.170	157.4	163.1	2:03.209	



Roarington





## Red Bull Ring Classics BG Sportpromotion

### Alfa Revival Cup

### Laps and Sector Times - Race

7 - 9 June 2024

Red Bull Ring - 4326mtr.

9	30.639	175.3	53.296	38.156	155.6	<u>180.9</u>	2:02.091	24	30.826	151.9	53.846	38.782	156.7	156.3	2:03.454
10	30.404	175.0	52.986	37.901	156.7	174.8	2:01.291	25	30.633	163.1	53.550	37.778	154.5	161.9	2:01.961
11	30.807	170.1	55.624	Pit In		153.8	2:12.865	26	30.536	172.8	53.785	37.646	158.8	168.2	2:01.967
12	Pit Out	137.8	56.554	39.962	124.0	149.6	3:28.721	27	30.743	160.2	53.051	37.963	154.1	173.9	2:01.757
13	34.544	124.4	1:12.278	48.162	113.6	96.3	2:34.984	28	31.008	164.4	53.614	38.439	152.1	170.9	2:03.061
14	42.368	91.1	1:13.980	Pit In		88.7	2:46.145	29	31.451	165.4	54.053	40.022	141.5	162.7	2:05.526
15	Pit Out	162.9	53.945	38.336	155.2	164.9	2:19.332	30							

95 Daniele Perfetti										GTAm									
lap	Sect-1	Speed	Sect-2	Speed	Sect-3	Speed	TopSpeed	laptime	pit	lap	Sect-1	Speed	Sect-2	Speed	Sect-3	Speed	Topspeed	laptime	pit
1	31.962	178.5	49.933		34.777	161.7	180.3	1:56.672		17	29.024	179.7	49.481		34.485	163.6	180.9	1:52.990	
2	29.183	177.6	<u>49.234</u>		34.689	161.7	178.5	1:53.106		18	29.036	180.3	49.383		34.687	163.9	180.6	1:53.106	
3	29.145	177.6	49.459		34.506	162.9	178.5	1:53.110		19	28.832	179.1	50.002		34.697	164.1	180.0	1:53.531	
4	28.775	178.2	49.552		34.366	163.6	177.9	<u>1:52.693</u>		20	28.709	180.3	49.714		34.665	161.9	179.7	1:53.088	
5	28.948	179.4	49.623		34.344	163.1	179.1	1:52.915		21	28.724	181.2	49.869		34.908	162.7	179.7	1:53.501	
6	28.941	179.7	49.582		34.473	164.1	179.7	1:52.996		22	28.596	181.8	49.432		35.252	160.2	180.6	1:53.280	
7	29.209	176.8	49.748		<u>34.262</u>	<u>166.2</u>	180.9	1:53.219		23	28.773	182.4	49.638		34.974	160.2	180.3	1:53.385	
8	28.535	<u>184.9</u>	50.208		34.430	164.1	183.4	1:53.173		24	28.689	182.7	50.464		34.755	163.6	183.1	1:53.908	
9	<u>28.437</u>	176.5	50.576		34.667	163.6	179.7	1:53.680		25	28.566	183.1	51.551		34.527	163.9	<u>184.3</u>	1:54.644	
10	28.793	180.6	49.754		35.198	163.9	179.1	1:53.745		26	29.961	179.7	50.068		34.585	164.1	181.2	1:54.614	
11	28.799	179.7	51.144		35.455	162.2	178.8	1:55.398		27	28.762	184.3	50.301		34.955	163.4	179.4	1:54.018	
12	30.986	129.0	1:00.673		Pit In		132.7	2:12.869		28	29.015	181.5	49.849		34.965	162.4	180.3	1:53.829	
13	Pit Out	174.5	50.504		34.760	162.9	178.2	3:13.549		29	28.669	182.1	49.926		35.209	162.4	183.4	1:53.804	
14	29.387	177.9	1:06.114		47.869	101.0	124.0	2:23.370		30	29.931	179.4	52.321		35.225	161.4	178.5	1:57.477	
15	42.636	79.5	1:13.741		41.981	156.1	84.9	2:38.358		31	29.489	179.7	50.621		36.158	145.7	178.2	1:56.268	
16	29.289	179.7	49.860		34.473	164.4	180.0	1:53.622		32									

96 Stefano Barbieri										GTAm									
lap	Sect-1	Speed	Sect-2	Speed	Sect-3	Speed	TopSpeed	laptime	pit	lap	Sect-1	Speed	Sect-2	Speed	Sect-3	Speed	Topspeed	laptime	pit
1	34.018	168.8	53.495		36.918	156.3	163.1	2:04.431		16	30.039	179.4	51.497		37.353	159.5	170.6	1:58.889	
2	30.123	178.5	55.136		<u>36.281</u>	160.0	166.4	2:01.540		17	29.878	178.5	52.296		37.541	155.2	168.5	1:59.715	
3	29.880	<u>180.3</u>	51.708		37.379	159.5	<u>174.8</u>	1:58.967		18	30.428	177.3	51.763		37.025	158.6	168.0	1:59.216	
4	<u>29.478</u>	175.6	52.868		36.801	158.4	151.7	1:59.147		19	30.240	178.8	52.637		37.188	159.5	171.7	2:00.065	
5	30.491	176.5	51.446		37.083	159.3	170.3	1:59.020		20	30.182	<u>180.3</u>	51.571		36.879	<u>160.7</u>	172.2	1:58.632	
6	29.830	177.9	51.854		36.917	159.5	171.4	1:58.601		21	30.116	179.1	51.764		37.525	157.7	169.8	1:59.405	
7	30.329	173.4	52.725		36.346	<u>160.7</u>	164.9	1:59.400		22	30.404	177.9	51.325		37.192	158.4	173.1	1:58.921	
8	30.021	178.5	51.673		36.594	160.5	172.0	<u>1:58.288</u>		23	30.583	178.5	52.043		37.222	157.2	172.2	1:59.848	
9	30.210	177.0	52.046		36.712	156.5	171.2	1:58.968		24	30.113	169.0	51.727		37.079	157.9	172.8	1:58.919	
10	30.005	177.9	51.859		36.735	160.0	168.8	1:58.599		25	29.985	<u>180.3</u>	<u>51.123</u>		37.231	159.3	173.1	1:58.339	
11	30.056	178.5	56.066		42.342	140.4	172.5	2:08.464		26	29.958	179.1	51.442		36.944	159.8	172.5	1:58.344	
12	37.272	118.3	1:02.472		47.746	123.1	122.3	2:27.490		27	29.850	179.7	51.904		37.155	155.8	172.8	1:58.909	
13	34.517	160.0	54.493		Pit In		164.9	2:15.318		28	30.565	177.9	52.512		38.148	152.8	168.2	2:01.225	
14	Pit Out	164.1	53.548		38.753	149.8	166.7	3:42.521		29	30.440	178.2	51.890		38.164	156.7	171.2	2:00.494	
15	31.815	170.1	53.611		37.337	159.1	159.5	2:02.763		30	30.080	<u>180.3</u>	52.024		38.837	144.6	170.9	2:00.941	



Roarington





## Red Bull Ring Classics BG Sportpromotion

Alfa Revival Cup  
Laps and Sector Times - Race

7 - 9 June 2024  
Red Bull Ring - 4326mtr.

98 Fabio Babini										GTAm										
lap	Sect-1	Speed	Sect-2	Speed	Sect-3	Speed	TopSpeed	laptime	pit	lap	Sect-1	Speed	Sect-2	Speed	Sect-3	Speed	Topspeed	laptime	pit	
1	34.050	170.9	52.104		37.582	157.0	179.7	2:03.736		17	28.791	181.5	<u>48.351</u>		<u>34.066</u>	166.2	183.7	<u>1:51.208</u>		
2	32.292	159.8	54.213		37.410	157.4	157.2	2:03.915		18	28.653	183.4	48.522		34.219	164.9	185.6	1:51.394		
3	30.313	172.2	51.946		36.704	155.2	179.4	1:58.963		19	28.535	184.6	53.555		34.110	166.2	184.6	1:56.200		
4	30.307	173.6	53.689		37.428	157.4	172.8	2:01.424		20	28.820	183.1	48.547		34.187	<u>166.4</u>	183.7	1:51.554		
5	30.004	172.8	51.971		36.866	157.7	177.6	1:58.841		21	28.400	185.9	48.621		34.408	164.6	<u>188.2</u>	1:51.429		
6	29.995	174.5	52.805		36.769	155.6	169.3	1:59.569		22	28.512	184.9	48.649		34.187	165.9	183.7	1:51.348		
7	30.237	172.8	51.806		36.783	158.4	179.4	1:58.826		23	<u>28.383</u>	<u>186.5</u>	49.873		34.231	165.4	185.9	1:52.487		
8	31.590	174.2	51.675		37.122	156.7	178.5	2:00.387		24	28.510	184.3	48.827		34.635	165.1	184.9	1:51.972		
9	30.283	176.5	52.277		38.821	157.7	177.9	2:01.381		25	28.549	185.2	48.986		34.256	165.4	184.9	1:51.791		
10	31.977	172.8	52.290		38.416	154.1	178.2	2:02.683		26	28.534	183.7	48.788		34.889	162.7	184.3	1:52.211		
11	30.894	161.0	53.520		Pit In		166.4	<u>2:06.899</u>		27	28.577	185.2	49.069		34.449	164.9	184.0	1:52.095		
12	Pit Out	151.3	1:03.350		41.293	129.2	103.0	<u>3:37.091</u>		28	28.810	183.7	48.723		34.234	162.2	184.0	1:51.767		
13	37.918	144.2	56.298		41.039	138.3	148.6	2:15.255		29	28.817	183.7	48.826		34.502	166.2	184.6	1:52.145		
14	33.988	142.1	58.407		43.797	137.2	145.0	2:16.192		30	28.620	184.6	49.704		34.248	165.9	181.5	1:52.572		
15	34.821	147.7	55.435		38.835	162.4	152.3	2:09.091		31	28.390	185.6	49.070		34.397	165.9	184.6	1:51.857		
16	29.144	180.0	48.871		34.911	163.6	183.7	1:52.926		32										

99 Stefan Rollwagen										Giulia Sprint GT Veloce										
lap	Sect-1	Speed	Sect-2	Speed	Sect-3	Speed	TopSpeed	laptime	pit	lap	Sect-1	Speed	Sect-2	Speed	Sect-3	Speed	Topspeed	laptime	pit	
1	37.436	140.1	1:00.344		41.525	141.2	148.6	2:19.305		15	34.192	152.3	57.734		40.113	144.4	158.1	2:12.039		
2	33.659	153.4	56.534		39.898	143.2	158.6	2:10.091		16	33.543	153.2	56.619		40.387	143.4	158.4	2:10.549		
3	33.349	154.1	<u>55.768</u>		39.944	144.2	159.5	2:09.061		17	35.144	150.6	56.795		40.031	143.2	158.6	2:11.970		
4	33.183	<u>156.3</u>	56.497		<u>39.490</u>	<u>144.6</u>	159.5	2:09.170		18	37.961	150.6	59.657		40.446	141.9	149.6	2:18.064		
5	<u>32.613</u>	155.4	56.204		39.518	144.2	160.2	<u>2:08.335</u>		19	33.284	152.8	56.592		40.606	142.9	157.0	2:10.482		
6	32.985	155.2	56.350		40.247	141.7	151.5	2:09.582		20	34.051	154.5	57.282		42.956	134.2	157.7	2:14.289		
7	33.537	142.1	56.768		40.202	141.9	<u>160.5</u>	2:10.507		21	36.655	150.0	1:01.704		41.741	140.1	152.1	2:20.100		
8	33.337	155.4	56.589		40.022	144.2	158.8	2:09.948		22	33.751	152.3	58.121		40.990	140.6	156.5	2:12.862		
9	33.276	155.2	1:03.826		40.331	142.9	159.5	2:17.433		23	34.131	152.3	57.262		42.221	139.0	155.8	2:13.614		
10	33.524	153.0	59.779		44.738	129.3	159.1	2:18.041		24	34.399	149.2	58.216		41.526	142.3	155.4	2:14.141		
11	36.941	118.7	1:03.084		Pit In		126.3	<u>2:34.569</u>		25	34.136	142.3	59.728		44.456	134.3	149.6	2:18.320		
12	Pit Out	116.9	1:10.827		47.730	109.3	101.4	<u>3:51.369</u>		26	34.766	152.5	57.842		42.069	140.3	151.0	2:14.677		
13	38.402	141.7	1:01.589		44.444	115.0	129.7	2:24.435		27	34.121	151.3	58.096		41.710	138.3	155.4	2:13.927		
14	37.601	146.3	57.307		40.482	141.4	157.7	2:15.390		28										

100 Fabian Körber										Giulia Sprint GTA									
lap	Sect-1	Speed	Sect-2	Speed	Sect-3	Speed	TopSpeed	laptime	pit	lap	Sect-1	Speed	Sect-2	Speed	Sect-3	Speed	Topspeed	laptime	pit
1	35.484	159.8	54.280		37.434	154.1	168.0	2:07.198		15	31.796	165.4	52.924		Pit In		167.7	<u>2:07.502</u>	
2	31.053	160.7	53.918		37.014	153.2	169.0	2:01.985		16	Pit Out	152.1	52.879		37.278	154.5	167.4	<u>3:31.142</u>	
3	31.277	161.0	52.787		36.796	152.8	168.5	2:00.860		17	31.011	165.1	52.003		36.698	155.2	168.0	1:59.712	
4	30.840	166.2	52.758		36.725	152.5	168.2	2:00.323		18	31.311	167.2	51.616		36.641	155.6	169.8	1:59.568	
5	30.841	167.7	52.137		36.618	152.3	169.5	1:59.596		19	30.578	167.4	51.993		36.656	154.9	168.2	1:59.227	
6	30.846	166.7	52.120		36.454	154.3	169.5	1:59.420		20	31.366	166.2	52.000		36.720	154.9	167.7	2:00.086	
7	31.805	155.4	52.156		36.464	154.9	<u>171.7</u>	2:00.425		21	30.936	165.6	51.933		36.687	155.4	168.2	1:59.556	
8	31.139	158.4	52.277		36.748	153.0	171.2	2:00.164		22	30.841	165.9	51.868		36.528	155.6	167.2	1:59.237	
9	31.440	166.4	52.527		36.502	<u>156.3</u>	169.3	2:00.469		23	30.960	165.9	52.078		37.396	153.8	168.2	2:00.434	



Roarington





## Red Bull Ring Classics BG Sportpromotion

### Alfa Revival Cup

### Laps and Sector Times - Race

7 - 9 June 2024

Red Bull Ring - 4326mtr.

10	31.517	158.1			149.2	171.4	6:38.053	24	31.014	165.9	52.035	36.480	155.2	168.0	1:59.529
11	31.960	162.9	52.909	37.627	152.8	167.2	2:02.496	25	<u>30.546</u>	167.2	51.618	<u>36.370</u>	155.2	168.2	<u>1:58.534</u>
12	31.449	161.9	53.242	38.715	148.1	167.4	2:03.406	26	31.070	<u>168.5</u>	<u>51.500</u>	36.624	155.4	169.3	1:59.194
13	32.417	131.5	1:10.723	42.817	152.8	76.0	2:25.957	27	30.857	166.7	51.884	36.700	154.7	168.5	1:59.441
14	33.263	164.4	53.298	37.995	149.0	170.3	2:04.556	28	31.073	165.9	51.990	36.615	154.3	166.9	1:59.678

106 Marco Guerra										Giulia Sprint GTA									
lap	Sect-1	Speed	Sect-2	Speed	Sect-3	Speed	TopSpeed	laptime	pit	lap	Sect-1	Speed	Sect-2	Speed	Sect-3	Speed	Topspeed	laptime	pit
1	33.278	177.0	51.725		37.185	159.1	178.8	2:02.188		17	29.474	173.9	50.358		35.545	161.7	176.5	1:55.377	
2	30.756	172.5	52.234		37.400	154.5	175.6	2:00.390		18	29.351	174.8	49.958		35.172	162.9	176.2	1:54.481	
3	30.551	175.0	50.721		36.081	158.8	176.2	1:57.353		19	29.180	177.6	49.766		34.937	163.1	177.6	1:53.883	
4	30.294	176.2	49.875		35.624	160.2	179.1	1:55.793		20	29.243	176.8	50.844		35.015	162.9	176.8	1:55.102	
5	29.738	176.8	50.095		35.057	162.4	178.5	1:54.890		21	29.252	175.0	49.888		35.507	163.1	177.9	1:54.647	
6	29.293	177.6	50.277		35.964	161.4	179.1	1:55.534		22	29.369	176.5	50.801		35.623	162.7	177.0	1:55.793	
7	29.463	177.9	51.152		35.362	<u>163.9</u>	<u>180.6</u>	1:55.977		23	29.358	175.9	51.307		34.687	162.7	175.9	1:55.352	
8	30.586	174.5	51.633		35.371	161.9	178.5	1:57.590		24	29.058	177.0	<u>49.429</u>		34.690	163.4	177.9	<u>1:53.177</u>	
9	29.691	177.0	50.978		35.752	160.0	175.3	1:56.421		25	<u>29.013</u>	<u>178.2</u>	49.837		34.837	158.1	175.9	1:53.687	
10	29.586	<u>178.2</u>	50.873		35.570	163.4	180.3	1:56.029		26	29.266	176.2	49.997		35.039	162.2	175.6	1:54.302	
11	29.368	175.0	51.776		Pit In		178.2	2:04.645		27	29.320	175.0	50.017		34.750	161.9	175.6	1:54.087	
12	Pit Out	110.5	1:00.984		43.791	129.5	123.9	3:49.852		28	29.353	175.6	49.674		<u>34.640</u>	162.9	177.0	1:53.667	
13	37.423	125.4	1:00.023		42.733	126.0	136.2	2:20.179		29	29.651	174.5	49.762		34.798	162.9	176.8	1:54.211	
14	37.381	120.3	1:00.327		39.917	140.4	122.7	2:17.625		30	29.383	175.9	49.767		34.657	162.4	175.9	1:53.807	
15	35.701	120.4	54.578		37.066	161.7	145.2	2:07.345		31	29.661	174.5	50.259		35.642	155.4	175.6	1:55.562	
16	29.406	175.6	51.134		35.082	163.6	176.2	1:55.622		32									

356 Raffaele Raimondi										GTAm									
lap	Sect-1	Speed	Sect-2	Speed	Sect-3	Speed	TopSpeed	laptime	pit	lap	Sect-1	Speed	Sect-2	Speed	Sect-3	Speed	Topspeed	laptime	pit
1	33.882	160.2	54.012		37.283	158.8	161.4	2:05.177		14	29.662	169.8	51.950		36.094	161.0	177.0	1:57.706	
2	30.196	161.2	55.636		37.345	159.1	176.2	2:03.177		15	29.482	175.3	51.390		35.525	161.2	179.4	1:56.397	
3	30.279	171.2	52.424		36.208	160.2	170.9	1:58.911		16	29.391	<u>180.0</u>	<u>50.990</u>		35.976	158.6	178.8	1:56.357	
4	29.374	174.8	54.176		36.376	162.4	177.3	1:59.926		17	29.941	175.6	51.299		35.162	161.4	177.9	1:56.402	
5	30.747	179.1	51.547		36.651	162.7	171.2	1:58.945		18	29.492	177.6	51.169		35.254	<u>163.1</u>	178.5	1:55.915	
6	30.061	178.8	52.044		35.747	161.0	<u>180.3</u>	1:57.852		19	<u>29.134</u>	177.0	1:02.594		Pit In		122.2	2:30.009	
7	29.629	179.1	51.968		36.429	158.6	178.5	1:58.026		20	Pit Out	164.1	52.022		35.783	159.1	173.1	5:52.733	
8	29.740	178.5	51.191		35.651	161.4	<u>180.3</u>	1:56.582		21	29.611	177.0	51.474		35.414	159.5	174.8	1:56.499	
9	29.381	<u>180.0</u>	51.103		36.219	158.6	179.7	1:56.703		22	29.591	175.6	51.744		35.706	158.8	177.0	1:57.041	
10	29.581	179.7	51.636		36.353	159.3	179.4	1:57.570		23	29.277	178.2	51.246		<u>35.138</u>	160.5	175.9	<u>1:55.661</u>	
11	31.338	159.5	57.587		44.007	121.6	160.2	2:12.932		24	29.465	174.8	51.117		35.580	159.8	174.8	1:56.162	
12	37.891	127.4	1:02.242		Pit In		121.8	2:35.647		25	30.187	168.8	53.166		36.990	153.4	169.3	2:00.343	
13	Pit Out	154.5	57.908		37.566	160.7	142.9	8:37.845		26	30.686	163.6	53.852		37.446	142.9	167.4	2:01.984	



Roarington





## Red Bull Ring Classics BG Sportpromotion

Alfa Revival Cup  
Laptimes - Race

7 - 9 June 2024  
Red Bull Ring - 4326mtr.

Nbr	Name	Laps	lap	Lap ..1	Lap ..2	Lap ..3	Lap ..4	Lap ..5	Lap ..6	Lap ..7	Lap ..8	Lap ..9	Lap ..0
50	Giacomo Barri	31	1 - 10	1:57.582	1:53.599	2:08.480	1:55.206	1:54.205	1:55.698	1:54.779	2:10.925	1:54.890	1:54.404
			11 - 20	2:02.468	3:20.766	1:58.574	1:57.095	2:25.542	1:54.504	1:52.441	1:52.412	1:52.819	1:52.337
			21 - 30	1:52.688	1:52.183	1:52.567	1:53.634	1:53.020	1:53.149	1:53.140	1:53.104	1:53.504	1:52.995
			31 - 40	1:53.188									
95	Daniele Perfetti	31	1 - 10	1:56.672	1:53.106	1:53.110	1:52.693	1:52.915	1:52.996	1:53.219	1:53.173	1:53.680	1:53.745
			11 - 20	1:55.398	2:12.869	3:13.549	2:23.370	2:38.358	1:53.622	1:52.990	1:53.106	1:53.531	1:53.088
			21 - 30	1:53.501	1:53.280	1:53.385	1:53.908	1:54.644	1:54.614	1:54.018	1:53.829	1:53.804	1:57.477
			31 - 40	1:56.268									
87	Davide Bertinelli	31	1 - 10	1:57.060	1:53.463	1:52.679	1:52.256	1:52.835	1:52.943	1:52.799	1:53.132	1:54.481	2:03.313
			11 - 20	1:54.230	2:10.560	3:24.255	2:08.124	2:38.292	1:54.142	1:53.707	1:53.288	1:54.360	1:53.792
			21 - 30	1:54.240	1:54.311	1:54.400	1:54.951	1:54.726	1:54.991	1:54.148	1:54.264	1:55.105	1:56.456
			31 - 40	1:55.422									
69	Lukas Stojetz	31	1 - 10	1:58.447	2:13.158	1:54.578	1:54.694	1:53.292	1:53.617	1:55.177	1:54.288	1:53.882	1:54.580
			11 - 20	2:08.870	3:18.007	2:01.334	2:03.555	2:25.662	1:55.335	1:53.957	1:53.669	1:54.035	1:54.541
			21 - 30	1:54.311	1:54.089	1:54.248	1:54.146	1:54.234	1:54.562	1:53.838	1:55.372	1:54.711	1:53.483
			31 - 40	1:56.365									
98	Fabio Babini	31	1 - 10	2:03.736	2:03.915	1:58.963	2:01.424	1:58.841	1:59.569	1:58.826	2:00.387	2:01.381	2:02.683
			11 - 20	2:06.899	3:37.091	2:15.255	2:16.192	2:09.091	1:52.926	1:51.208	1:51.394	1:56.200	1:51.554
			21 - 30	1:51.429	1:51.348	1:52.487	1:51.972	1:51.791	1:52.211	1:52.095	1:51.767	1:52.145	1:52.572
			31 - 40	1:51.857									
85	Peter Bachofen	31	1 - 10	2:03.055	1:58.270	1:55.323	1:55.707	1:55.493	1:55.567	1:56.279	1:57.424	1:55.179	1:55.938
			11 - 20	2:06.211	3:25.074	2:00.121	1:57.148	2:25.730	1:58.431	1:56.014	1:55.602	1:56.706	1:55.513
			21 - 30	1:56.402	1:55.940	1:57.549	1:55.871	1:57.723	1:56.980	1:57.409	1:57.182	1:57.047	1:58.118
			31 - 40	1:56.914									
106	Marco Guerra	31	1 - 10	2:02.188	2:00.390	1:57.353	1:55.793	1:54.890	1:55.534	1:55.977	1:57.590	1:56.421	1:56.029
			11 - 20	2:04.645	3:49.852	2:20.179	2:17.625	2:07.345	1:55.622	1:55.377	1:54.481	1:53.883	1:55.102
			21 - 30	1:54.647	1:55.793	1:55.352	1:53.177	1:53.687	1:54.302	1:54.087	1:53.667	1:54.211	1:53.807
			31 - 40	1:55.562									
34	Matteo Kamata	31	1 - 10	2:02.720	2:00.746	1:57.396	1:55.706	1:54.687	1:55.509	1:56.179	1:56.424	1:56.241	1:57.880
			11 - 20	2:05.340	3:47.887	2:20.258	2:17.650	2:06.967	1:55.963	1:56.324	1:56.171	1:55.919	1:57.602
			21 - 30	1:56.470	1:57.684	1:55.949	1:57.401	1:56.854	1:57.304	1:57.039	1:56.995	1:57.227	1:56.679
			31 - 40	1:58.375									
2	Stefano Roversi	31	1 - 10	1:57.907	1:53.407	1:55.486	1:53.625	1:54.752	1:58.876	1:55.939	1:55.226	1:56.352	1:55.353
			11 - 20	2:05.911	2:22.434	2:14.801	2:35.526	2:45.930	3:20.212	1:54.024	1:55.213	1:55.855	1:55.008
			21 - 30	1:55.929	1:54.447	1:55.159	1:55.059	1:55.182	1:54.587	1:55.125	1:53.955	1:54.233	1:54.740
			31 - 40	2:38.046									
36	Mas simo Bortolami	30	1 - 10	2:03.982	1:58.383	1:57.468	1:56.629	1:55.213	1:55.392	1:55.983	1:57.151	1:55.825	1:57.398
			11 - 20	2:00.213	2:11.496	2:15.212	2:35.493	2:45.995	3:20.085	1:56.096	1:55.515	1:56.059	1:55.223
			21 - 30	1:54.306	1:54.542	1:55.079	1:55.206	1:54.278	1:54.421	1:54.489	1:54.323	1:55.662	1:54.591
81	Edoardo Caponi	30	1 - 10	2:02.835	1:58.899	1:55.328	1:54.136	1:54.854	1:55.921	1:54.869	1:54.063	1:54.039	1:54.069
			11 - 20	2:03.153	2:22.356	2:14.776	2:35.750	2:46.197	3:21.750	1:56.652	1:55.724	1:55.833	1:55.921
			21 - 30	1:55.469	1:55.829	1:55.922	1:56.275	1:55.544	1:55.449	1:55.354	1:56.368	1:55.811	1:56.790



Roarington





## Red Bull Ring Classics BG Sportpromotion

Alfa Revival Cup  
Laptimes - Race

7 - 9 June 2024  
Red Bull Ring - 4326mtr.

Nbr	Name	Laps	lap	Lap ..1	Lap ..2	Lap ..3	Lap ..4	Lap ..5	Lap ..6	Lap ..7	Lap ..8	Lap ..9	Lap ..0
96	Stefano Barbieri	30	1 - 10	2:04.431	2:01.540	1:58.967	1:59.147	1:59.020	1:58.601	1:59.400	1:58.288	1:58.968	1:58.599
			11 - 20	2:08.464	2:27.490	2:15.318	3:42.521	2:02.763	1:58.889	1:59.715	1:59.216	2:00.065	1:58.632
			21 - 30	1:59.405	1:58.921	1:59.848	1:58.919	1:58.339	1:58.344	1:58.909	2:01.225	2:00.494	2:00.941
25	Antonio Crescenti	30	1 - 10	2:07.705	2:01.670	2:00.458	2:00.413	1:59.547	2:00.125	2:00.420	2:00.374	2:00.260	2:00.449
			11 - 20	2:06.149	2:26.589	3:53.854	2:38.667	1:59.891	2:00.461	1:58.817	1:58.475	2:00.279	2:00.511
			21 - 30	2:00.421	2:00.640	2:00.370	2:00.799	1:59.326	1:59.764	1:59.059	1:59.662	1:59.433	1:59.608
23	Mario Salomone	29	1 - 10	2:12.800	2:07.014	2:04.312	2:04.830	2:04.234	2:03.172	2:03.453	2:03.262	2:03.660	2:03.186
			11 - 20	2:16.303	3:24.596	2:07.975	2:38.504	2:03.942	2:02.731	2:02.012	2:02.382	2:02.635	2:03.535
			21 - 30	2:02.168	2:00.827	2:03.018	2:00.884	2:01.247	2:04.486	2:03.034	2:02.801	2:03.381	
90	Franz Slama	29	1 - 10	2:06.060	2:02.493	2:02.256	2:00.705	1:59.092	2:01.555	2:00.929	2:02.406	2:02.091	2:01.291
			11 - 20	2:12.865	3:28.721	2:34.984	2:46.145	2:19.332	2:01.646	2:01.493	2:00.919	2:04.201	2:02.151
			21 - 30	2:01.251	2:03.004	2:03.209	2:03.454	2:01.961	2:01.967	2:01.757	2:03.061	2:05.526	
86	Dario Domenichini	29	1 - 10	2:03.444	1:58.486	1:57.182	1:54.936	1:55.153	1:56.067	1:56.307	1:56.919	1:56.250	1:56.595
			11 - 20	2:04.133	3:49.859	2:23.934	2:32.968	2:14.318	2:11.809	2:06.166	2:14.742	2:06.005	2:10.633
			21 - 30	2:04.697	2:07.642	2:06.442	2:06.230	2:09.337	2:06.686	2:08.410	2:03.598	2:07.043	
100	Fabian Körber	28	1 - 10	2:07.198	2:01.985	2:00.860	2:00.323	1:59.596	1:59.420	2:00.425	2:00.164	2:00.469	6:38.053
			11 - 20	2:02.496	2:03.406	2:25.957	2:04.556	2:07.502	3:31.142	1:59.712	1:59.568	1:59.227	2:00.086
			21 - 30	1:59.556	1:59.237	2:00.434	1:59.529	1:58.534	1:59.194	1:59.441	1:59.678		
58	Christian Bonnet	28	1 - 10	2:14.430	2:10.720	2:10.517	2:09.688	2:09.597	2:09.162	2:09.302	2:09.622	2:10.979	2:22.996
			11 - 20	2:35.934	3:31.499	2:16.194	2:14.505	2:12.499	2:10.340	2:10.983	2:10.657	2:10.774	2:10.653
			21 - 30	2:10.779	2:10.569	2:10.531	2:11.183	2:11.173	2:10.167	2:09.890	2:11.487		
99	Stefan Rollwagen	27	1 - 10	2:19.305	2:10.091	2:09.061	2:09.170	2:08.335	2:09.582	2:10.507	2:09.948	2:17.433	2:18.041
			11 - 20	2:34.569	3:51.369	2:24.435	2:15.390	2:12.039	2:10.549	2:11.970	2:18.064	2:10.482	2:14.289
			21 - 30	2:20.100	2:12.862	2:13.614	2:14.141	2:18.320	2:14.677	2:13.927			
44	Fausto Amendolagine	27	1 - 10	2:13.490	2:09.620	2:09.623	2:09.758	2:10.514	2:08.840	2:10.209	2:09.967	2:11.210	2:22.953
			11 - 20	2:34.584	4:04.960	2:40.522	2:10.592	2:09.747	2:10.412	2:17.489	2:25.445	2:30.412	2:10.443
			21 - 30	2:12.290	2:10.954	2:12.898	2:12.695	2:10.954	2:14.874	2:11.616			
20	Marco Milla	26	1 - 10	2:20.288	2:17.725	2:18.202	2:20.194	2:22.172	2:20.669	2:19.289	2:20.413	2:21.159	2:29.758
			11 - 20	3:52.167	2:21.357	2:20.545	2:21.816	2:20.373	2:20.302	2:18.010	2:20.845	2:19.677	2:22.228
			21 - 30	2:19.656	2:18.257	2:18.674	2:19.721	2:16.642	2:16.881				
356	Raffaele Raimondi	26	1 - 10	2:05.177	2:03.177	1:58.911	1:59.926	1:58.945	1:57.852	1:58.026	1:56.582	1:56.703	1:57.570
			11 - 20	2:12.932	2:35.647	8:37.845	1:57.706	1:56.397	1:56.357	1:56.402	1:55.915	2:30.009	5:52.733
			21 - 30	1:56.499	1:57.041	1:55.661	1:56.162	2:00.343	2:01.984				
16	Giovanni Serio	25	1 - 10	2:09.481	2:06.272	2:05.646	2:05.835	2:06.244	2:05.313	2:05.887	2:04.789	2:06.496	2:15.574
			11 - 20	3:29.778	2:05.960	2:05.922	2:25.599	2:06.839	2:05.688	2:05.504	2:06.850	2:07.623	2:06.185
			21 - 30	2:06.041	2:07.162	2:07.454	2:06.650	2:07.608					



Roarington







## Red Bull Ring Classics BG Sportpromotion

Alfa Revival Cup  
Sector analyse - Race

7 - 9 June 2024  
Red Bull Ring - 4326mtr.

Pos	Nbr	Name / Team name	Sector 1			Sector 2			Sector 3			theoretical best	Actual best	In
			time	Lap	pos	time	Lap	pos	time	Lap	pos			
1	50	Giacomo Barri	28.183	24	1	49.054	23	2	34.469	22	4	1:51.706	1:52.183	22
2	95	Daniele Perfetti	28.437	9	3	49.234	2	5	34.262	7	3	1:51.933	1:52.693	4
3	87	Davide Bertinelli	28.628	4	5	49.113	3	3	34.140	7	2	1:51.881	1:52.256	4
4	69	Lukas Stojetz	28.580	6	4	49.404	30	6	34.711	5	6	1:52.695	1:53.292	5
5	98	Fabio Babini	28.383	23	2	48.351	17	1	34.066	17	1	1:50.800	1:51.208	17
6	85	Peter Bachofen	29.209	18	11	49.921	3	10	35.158	8	13	1:54.288	1:55.179	9
7	106	Marco Guerra	29.013	25	8	49.429	24	7	34.640	28	5	1:53.082	1:53.177	24
8	34	Matteo Kamata	29.216	11	12	50.156	5	12	34.862	5	8	1:54.234	1:54.687	5
9	2	Stefano Roversi	28.751	4	6	49.120	3	4	34.905	2	9	1:52.776	1:53.407	2
10	36	Massimo Bortolami	29.148	26	10	49.827	21	9	34.753	26	7	1:53.728	1:54.278	25
11	81	Edoardo Caponi	28.829	5	7	49.626	10	8	35.008	4	10	1:53.463	1:54.039	9
12	96	Stefano Barbieri	29.478	4	13	51.123	25	14	36.281	2	15	1:56.882	1:58.288	8
13	25	Antonio Crescenti	30.139	19	16	51.960	10	16	36.258	18	14	1:58.357	1:58.475	18
14	23	Mario Salomone	30.562	22	18	52.660	24	18	37.284	24	18	2:00.506	2:00.827	22
15	90	Franz Slama	29.877	5	15	52.439	5	17	36.776	5	17	1:59.092	1:59.092	5
16	86	Dario Domenichini	29.737	7	14	50.077	4	11	35.071	4	11	1:54.885	1:54.936	4
17	100	Fabian Körber	30.546	25	17	51.500	26	15	36.370	25	16	1:58.416	1:58.534	25
18	58	Christian Bonnet	33.434	9	22	55.790	6	21	39.681	6	22	2:08.905	2:09.162	6
19	99	Stefan Rollwagen	32.613	5	20	55.768	3	20	39.490	4	21	2:07.871	2:08.335	5
20	44	Fausto Amendolagine	32.956	7	21	56.311	6	22	39.140	14	20	2:08.407	2:08.840	6
21	20	Marco Milla	34.402	26	23	58.583	25	23	42.746	19	23	2:15.731	2:16.642	25
22	356	Raffaele Raimondi	29.134	19	9	50.990	16	13	35.138	23	12	1:55.262	1:55.661	23
23	16	Giovanni Serio	31.564	2	19	53.817	16	19	38.773	8	19	2:04.154	2:04.789	8



Roarington





Red Bull Ring Classics  
BG Sportpromotion

Alfa Revival Cup  
Pit and StintTimes of Race

7 - 9 June 2024  
Red Bull Ring - 4326mtr.

Nbr	Team name	Race Time	Stops	Pit time	Stint 1	Pit 1	Stint 2	Pit 2	Stint 3	Pit 3	Stint 4	Pit 4	Stint 5
50	Giacomo Barri	1:01:43.610	1	0:01:29	21:39	1:29	38:24						
95	Daniele Perfetti	1:01:45.976	1	0:01:26	23:00	1:26	37:18						
87	Davide Bertinelli	1:01:55.240	1	0:01:26	23:06	1:26	37:21						
69	Lukas Stojetz	1:01:56.293	1	0:01:25	21:31	1:25	38:58						
98	Fabio Babini	1:02:31.149	1	0:01:28	22:14	1:28	38:47						
85	Peter Bachofen	1:02:35.289	1	0:01:30	21:32	1:30	39:32						
106	Marco Guerra	1:02:53.179	1	0:01:38	21:34	1:38	39:34						
34	Matteo Kamata	1:03:24.758	1	0:01:34	21:36	1:34	40:13						
2	Stefano Roversi	1:04:14.032	2	0:01:33	31:17	1:33	31:12						
36	Mas simo Bortolami	1:01:35.617	1	0:01:30	31:19	1:30	28:45						
81	Edoardo Caponi	1:01:54.707	1	0:01:31	31:18	1:31	28:59						
96	Stefano Barbieri	1:02:30.036	1	0:01:45	26:48	1:45	33:56						
25	Antonio Crescenti	1:03:18.196	1	0:01:31	24:42	1:31	37:04						
23	Mario Salomone	1:02:01.806	1	0:01:26	23:06	1:26	37:29						
90	Franz Slama	1:02:21.703	2	0:01:50	22:32	1:25	7:22	0:25	30:35				
86	Dario Domenichini	1:02:29.969	2	0:01:56	21:34	1:35	4:38	0:21	34:20				
100	Fabian Körber	1:03:02.511	1	0:01:36	35:31	1:36	25:53						
58	Christian Bonnet	1:03:13.032	1	0:01:26	24:33	1:26	37:12						
99	Stefan Rollwagen	1:02:18.701	1	0:01:24	24:37	1:24	36:17						
44	Fausto Amendolagine	1:02:43.129	2	0:02:06	24:31	1:38	16:18	0:27	19:45				
20	Marco Milla	1:02:23.618	1	0:01:37	23:31	1:37	37:14						
356	Raffaele Raimondi	1:03:15.412	2	0:10:35	24:39	6:36	14:13	3:59	13:47				
16	Giovanni Serio	54:37.900	1	0:01:27	21:11	1:27	31:58						



Roarington





## Red Bull Ring Classics

BG Sportpromotion

Heat name : Alfa Revival Cup - Race  
 Heat Date : 09 June 2024  
 Track name : Red Bull Ring - 4326 mtr.

Participants Started : 23	Participants Classified : 23
Participants Finished : 21	Participants Not Classified : 0
Participants Not Finished : 2	

Green flag at : 13:13:41	Heat recording start time : 12:59:56
Finish flag waved at : 14:15:15	Heat recording end time : 14:18:38
Total time of the heat : 1:01:33	Total of All Laps in Heat : 673

### Caution history during the heat

#	Start time	End time	Duration	Type	Comment
1	13:34:34	13:44:17	9:43	Safety Car	RC.

### Summary of winners per class

Nbr	Name / Team name	Car	Cls	Fastest Laptime	In	Avg. Speed	Laps	Race Time
50	Giacomo Barri	GTAm	G2	1:52.183	22	130.35	31	1:01:43.610
106	Marco Guerra	Giulia Sprint GTA	I	1:53.177	24	127.95	31	1:02:53.179
25	Antonio Crescenti	Giulia Sprint GTA	F	1:58.475	18	123.00	30	1:03:18.196
58	Christian Bonnet	Giulia Sprint GT	G1	2:09.162	6	114.96	28	1:03:13.032
44	Fausto Amendolagine	GT Veloce 2000	H1 T	2:08.840	6	111.73	27	1:02:43.129
20	Marco Milla	Giulia Super	H1 TC	2:16.642	25	108.16	26	1:02:23.618

### Leader history during the Heat

#	Nbr	Lap	to Lap	Name	Car
1	95	1	6	Daniele Perfetti	GTAm
2	87	7	8	Davide Bertinelli	GTAm
3	95	9	12	Daniele Perfetti	GTAm
4	2	13	14	Stefano Roversi	GTAm
5	95	15	24	Daniele Perfetti	GTAm
6	50	25	31	Giacomo Barri	GTAm

### Summary of best laptimes per class

Nbr	Name / Team name	Car	Cls	Fastest Laptime	In	Speed
25	Antonio Crescenti	Giulia Sprint GTA	F	1:58.475	18	131.45
99	Stefan Rollwagen	Giulia Sprint GT Veloce	G1	2:08.335	5	121.35
98	Fabio Babini	GTAm	G2	1:51.208	17	140.04
44	Fausto Amendolagine	GT Veloce 2000	H1 T	2:08.840	6	120.88
20	Marco Milla	Giulia Super	H1 TC	2:16.642	25	113.97
106	Marco Guerra	Giulia Sprint GTA	I	1:53.177	24	137.60

### Summary of number of laps in the lead

#	Nbr	Name	Car	# Laps in the lead
1	95	Daniele Perfetti	GTAm	20
2	50	Giacomo Barri	GTAm	7
3	2	Stefano Roversi	GTAm	2
4	87	Davide Bertinelli	GTAm	2





## Red Bull Ring Classics

BG Sportpromotion

### Alfa Revival Cup Provisional Result Qualifying

7 - 9 June 2024  
Red Bull Ring - 4326mtr.


Pos	Nbr	Name / Entrant	Car	Cls	PlC	Fastest	In	Gap	Diff	Laps	Km/h
1	50	Petrone-Barri OKP Alfa Delta Racing Team	GTAm	G2	1	1:50.509	4			13	140.93
2	98	Ben-Babini Scuderia Clemente Biondetti	GTAm	G2	2	1:51.607	13	1.098	1.098	13	139.54
3	95	Daniele Perfetti OKP Alfa Delta Racing Team	GTAm	G2	3	1:52.092	2	1.583	0.485	9	138.94
4	69	Laber-Stojetz OKP Alfa Delta Racing Team	GTAm	G2	4	1:52.297	3	1.788	0.205	12	138.68
5	87	Davide Bertinelli	GTAm	G2	5	1:52.704	15	2.195	0.407	15	138.18
6	2	Stefano Roversi Scuderia Bologna Corse	GTAm	G2	6	1:53.788	6	3.279	1.084	12	136.87
7	356	Barbolini-Raimondi Circolo della Biella	GTAm	G2	7	1:54.282	8	3.773	0.494	14	136.27
8	34	Matteo Kamata OKP Alfa Delta Racing Team	GTAm	G2	8	1:54.538	8	4.029	0.256	13	135.97
9	85	Peter Bachofen OKP Alfa Delta Racing Team	GTAm	G2	9	1:54.733	5	4.224	0.195	14	135.74
10	106	Guerra-Benedini Carrera Team	Giulia Sprint GTA	I	1	1:55.163	3	4.654	0.430	14	135.23
11	81	Caponi-Sabatini Jolly Car Squadra Corse	GTAm	G2	10	1:55.181	7	4.672	0.018	9	135.21
12	36	Ondrak-Bortolami OKP Alfa Delta Racing Team	Giulia Sprint GTA	I	2	1:55.726	4	5.217	0.545	13	134.57
13	86	Demarchi-Domenichini Jolly Car Squadra Corse	GTAm	G2	11	1:56.249	5	5.740	0.523	13	133.97
14	25	Pantaleo-Crescenti Carrera Team	Giulia Sprint GTA	F	1	1:57.681	5	7.172	1.432	13	132.34
15	100	Körber-Körber OKP Alfa Delta Racing Team	Giulia Sprint GTA	F	2	1:59.004	5	8.495	1.323	12	130.87
16	96	Stefano Barbieri AMG RS	GTAm	G2	12	2:01.049	2	10.540	2.045	5	128.66
17	90	Franz Slama	GTAm	G2	13	2:01.175	7	10.666	0.126	12	128.52
18	23	Mario Salomone OKP Alfa Delta Racing Team	GTAm	G2	14	2:01.665	10	11.156	0.490	12	128.00
19	16	Serio-Mischis Carrera Team	Giulia Sprint GTA	F	3	2:04.925	4	14.416	3.260	13	124.66
20	44	Fausto Amendolagine Scuderia Capannone Garage	GT Veloce 2000	H1 T	1	2:08.580	4	18.071	3.655	12	121.12
21	58	Christian Bonnet Scuderia del Grifone	Giulia Sprint GT	G1	1	2:08.974	8	18.465	0.394	12	120.75
22	99	Stefan Rollwagen OKP Alfa Delta Racing Team	Giulia Sprint GT Veloce	G1	2	2:09.001	7	18.492	0.027	10	120.72
23	20	Marco Milla Scuderia Capannone Garage	Giulia Super	H1 TC	1	2:18.783	9	28.274	9.782	10	112.22

Fastest time : 1:50.509 in lap 4 by nbr. 50 : Petrone-Barri (GTAm)

Publication-time

Results:

Timekeeping by :

Race Director	Clerk of the course	Timekeeping	
Eva Gruber	Kevin Kaltenegger	Bernd Jung	
Page 1 of 1	Results remain provisional pending technical examination and decisions from the stewards of the meeting		



Roarington





## Red Bull Ring Classics

BG Sportpromotion

### Alfa Revival Cup

Provisional result per class Qualifying

7 - 9 June 2024  
Red Bull Ring - 4326mtr.

#### **Class F TC 1600**

Pos	Nbr	Name / Entrant	Car	Fastest	In	Gap	Diff	Laps	Km/h
1	25	Pantaleo-Crescenti Carrera Team	Giulia Sprint GTA	1:57.681	5			13	132.34
2	100	Körber-Körber OKP Alfa Delta Racing Team	Giulia Sprint GTA	1:59.004	5	1.323	1.323	12	130.87
3	16	Serio-Mischis Carrera Team	Giulia Sprint GTA	2:04.925	4	7.244	5.921	13	124.66

#### **Class G1 TC 1600**

Pos	Nbr	Name / Entrant	Car	Fastest	In	Gap	Diff	Laps	Km/h
1	58	Christian Bonnet Scuderia del Grifone	Giulia Sprint GT	2:08.974	8			12	120.75
2	99	Stefan Rollwagen OKP Alfa Delta Racing Team	Giulia Sprint GT Veloce	2:09.001	7	0.027	0.027	10	120.72


#### **Class G2 TC 2000**

Pos	Nbr	Name / Entrant	Car	Fastest	In	Gap	Diff	Laps	Km/h
1	50	Petrone-Barri OKP Alfa Delta Racing Team	GTAm	1:50.509	4			13	140.93
2	98	Ben-Babini Scuderia Clemente Biondetti	GTAm	1:51.607	13	1.098	1.098	13	139.54
3	95	Daniele Perfetti OKP Alfa Delta Racing Team	GTAm	1:52.092	2	1.583	0.485	9	138.94
4	69	Laber-Stojetz OKP Alfa Delta Racing Team	GTAm	1:52.297	3	1.788	0.205	12	138.68
5	87	Davide Bertinelli	GTAm	1:52.704	15	2.195	0.407	15	138.18
6	2	Stefano Roversi Scuderia Bologna Corse	GTAm	1:53.788	6	3.279	1.084	12	136.87
7	356	Barbolini-Raimondi Circolo della Biella	GTAm	1:54.282	8	3.773	0.494	14	136.27
8	34	Matteo Kamata OKP Alfa Delta Racing Team	GTAm	1:54.538	8	4.029	0.256	13	135.97
9	85	Peter Bachofen OKP Alfa Delta Racing Team	GTAm	1:54.733	5	4.224	0.195	14	135.74
10	81	Caponi-Sabatini Jolly Car Squadra Corse	GTAm	1:55.181	7	4.672	0.448	9	135.21
11	86	Demarchi-Domenichini Jolly Car Squadra Corse	GTAm	1:56.249	5	5.740	1.068	13	133.97
12	96	Stefano Barbieri AMG RS	GTAm	2:01.049	2	10.540	4.800	5	128.66
13	90	Franz Slama	GTAm	2:01.175	7	10.666	0.126	12	128.52

Fastest time: 1:50.509 in lap 4 by nbr. 50: Petrone-Barri (GTAm)

Publication-time

Results: Timekeeping by :

Race Director	Clerk of the course	Timekeeping	
Eva Gruber	Kevin Kaltenegger	Bernd Jung	
Page 1 of 2	Results remain provisional pending technical examination and decisions from the stewards of the meeting		



Roarington





Red Bull Ring Classics  
BG Sportpromotion

Alfa Revival Cup  
Provisional result per class Qualifying

7 - 9 June 2024  
Red Bull Ring - 4326mtr.

**Class G2 TC 2000**

Pos	Nbr	Name / Entrant	Car	Fastest	In	Gap	Diff	Laps	Km/h
14	23	Mario Salomone OKP Alfa Delta Racing Team	GTAm	2:01.665	10	11.156	0.490	12	128.00

**Class H1 T 2000**

Pos	Nbr	Name / Entrant	Car	Fastest	In	Gap	Diff	Laps	Km/h
1	44	Fausto Amendolagine Scuderia Capannone Garage	GT Veloce 2000	2:08.580	4			12	121.12

**Class Hi TC 1600**

Pos	Nbr	Name / Entrant	Car	Fastest	In	Gap	Diff	Laps	Km/h
1	20	Marco Milla Scuderia Capannone Garage	Giulia Super	2:18.783	9			10	112.22


**Class I GR.5 1600**

Pos	Nbr	Name / Entrant	Car	Fastest	In	Gap	Diff	Laps	Km/h
1	106	Guerra-Benedini Carrera Team	Giulia Sprint GTA	1:55.163	3			14	135.23
2	36	Ondrak-Bortolami OKP Alfa Delta Racing Team	Giulia Sprint GTA	1:55.726	4	0.563	0.563	13	134.57

Fastest time : 1:50.509 in lap 4 by nbr. 50 : Petrone-Barri (GTAm)

Publication-time

Results: Timekeeping by :

Race Director  Eva Gruber	Clerk of the course  Kevin Kaltenegger	Timekeeping  Bernd Jung	
Page 2 of 2	Results remain provisional pending technical examination and decisions from the stewards of the meeting		



Roarington





## Red Bull Ring Classics BG Sportpromotion

Alfa Revival Cup  
Laps and Sector Times - Qualifying

7 - 9 June 2024  
Red Bull Ring - 4326mtr.

2 Stefano Roversi										GTAm									
lap	Sect-1	Speed	Sect-2	Speed	Sect-3	Speed	TopSpeed	laptime	pit	lap	Sect-1	Speed	Sect-2	Speed	Sect-3	Speed	Topspeed	laptime	pit
1	Pit Out	125.4	1:04.011		41.308	158.4	109.2	2:19.847		7	29.020	178.8	50.018		35.561	162.2	187.2	1:54.599	
2	35.356	120.5	57.228		37.106	161.7	125.1	2:09.690		8	<u>28.904</u>	<u>181.8</u>	49.905		35.793	161.7	187.2	1:54.602	
3	34.820	120.5	1:03.221		39.786	162.7	135.0	2:17.827		9	40.255	174.5	51.460		36.980	<u>163.6</u>	183.1	2:08.695	
4	29.354	178.2	50.399		35.651	161.7	185.9	1:55.404		10	29.042	178.5	56.373		49.598	118.9	186.5	2:15.013	
5	29.138	180.9	49.935		<u>35.469</u>	161.9	186.2	1:54.542		11	41.444	113.1	1:07.803		45.221	161.0	112.3	2:34.468	
6	28.927	181.5	<u>49.323</u>		35.538	163.4	<u>188.5</u>	<u>1:53.788</u>		12	29.427	166.7	1:02.941		Pit In		110.7	2:26.769	

16 Serio-Mischis										Giulia Sprint GTA									
lap	Sect-1	Speed	Sect-2	Speed	Sect-3	Speed	TopSpeed	laptime	pit	lap	Sect-1	Speed	Sect-2	Speed	Sect-3	Speed	Topspeed	laptime	pit
1	Pit Out	90.4	1:09.785		47.960	142.9	119.7	2:36.202		8	32.148	<u>165.4</u>	55.287		39.107	151.0	168.0	2:06.542	
2	32.352	159.8	54.789		39.731	149.8	166.2	2:06.872		9	31.880	164.9	56.003		<u>38.962</u>	151.7	159.5	2:06.845	
3	31.404	164.1	54.767		39.705	149.8	168.0	2:05.876		10	31.846	163.6	<u>54.083</u>		39.213	150.6	160.2	2:05.142	
4	<u>31.163</u>	164.4	54.465		39.297	148.1	168.2	<u>2:04.925</u>		11	32.167	160.7	56.086		39.126	<u>152.5</u>	150.8	2:07.379	
5	31.443	163.4	55.563		Pit In		161.2	2:16.100		12	32.619	163.1	55.051		40.338	145.7	156.5	2:08.008	
6	Pit Out	156.7	56.520		39.519	151.3	149.6	3:55.961		13	32.895	158.1	54.596		39.159	145.4	165.9	2:06.650	
7	32.598	162.9	54.144		39.086	150.6	<u>169.0</u>	2:05.828		14									

20 Marco Milla										Giulia Super									
lap	Sect-1	Speed	Sect-2	Speed	Sect-3	Speed	TopSpeed	laptime	pit	lap	Sect-1	Speed	Sect-2	Speed	Sect-3	Speed	Topspeed	laptime	pit
1	Pit Out	118.0	1:07.731		47.149	133.7	118.2	2:33.640		6	39.264	131.9	1:05.876		Pit In		124.7	2:41.821	
2	36.419	136.9	1:00.675		45.070	135.8	151.7	2:22.164		7	Pit Out	121.1	1:08.816		48.558	112.0	125.3	4:14.259	
3	35.557	142.7	1:00.485		44.653	137.2	154.7	2:20.695		8	39.120	136.0	1:03.451		46.004	137.1	149.0	2:28.575	
4	35.535	<u>143.8</u>	1:00.099		<u>43.581</u>	<u>137.4</u>	<u>155.8</u>	2:19.215		9	<u>35.163</u>	141.0	<u>1:00.002</u>		43.618	135.2	153.6	<u>2:18.783</u>	
5	38.554	124.9	1:06.592		49.056	119.5	124.3	2:34.202		10	40.708	119.2	1:10.971		Pit In		108.0	2:49.042	

23 Mario Salomone										GTAm									
lap	Sect-1	Speed	Sect-2	Speed	Sect-3	Speed	TopSpeed	laptime	pit	lap	Sect-1	Speed	Sect-2	Speed	Sect-3	Speed	Topspeed	laptime	pit
1	Pit Out	117.5	1:01.732		40.462	151.7	136.9	2:17.099		7	32.377	163.9	53.381		38.146	152.1	<u>173.1</u>	2:03.904	
2	32.175	159.5	55.576		39.071	153.2	156.3	2:06.822		8	31.635	168.5	53.999		38.110	152.1	171.7	2:03.744	
3	31.908	155.2	54.926		38.261	<u>154.3</u>	168.8	2:05.095		9	31.170	<u>170.6</u>	<u>53.058</u>		38.065	151.9	<u>173.1</u>	2:02.293	
4	32.156	166.9	54.690		38.294	153.4	164.6	2:05.140		10	<u>30.938</u>	170.1	53.108		<u>37.619</u>	151.9	172.2	<u>2:01.665</u>	
5	31.684	155.4	54.470		Pit In		172.8	2:13.456		11	31.326	165.1	53.527		41.351	150.6	172.8	2:06.204	
6	Pit Out	138.8	57.648		40.494	151.9	143.0	3:22.426		12	31.767	153.4	57.297		Pit In		137.2	2:17.284	

25 Pantaleo-Crescenti										Giulia Sprint GTA									
lap	Sect-1	Speed	Sect-2	Speed	Sect-3	Speed	TopSpeed	laptime	pit	lap	Sect-1	Speed	Sect-2	Speed	Sect-3	Speed	Topspeed	laptime	pit
1	Pit Out	121.2	57.284		37.249	155.2	136.0	2:10.912		8	31.299	165.1	52.274		36.897	152.3	<u>172.0</u>	2:00.470	
2	30.924	165.1	<u>51.572</u>		36.056	<u>157.4</u>	170.6	1:58.552		9	30.932	165.1	52.245		36.507	153.2	170.6	1:59.684	
3	31.227	159.5	1:20.298		40.681	156.7	92.6	2:32.206		10	30.816	163.9	53.485		36.694	152.8	169.8	2:00.995	
4	30.379	166.2	51.598		35.969	156.5	171.4	1:57.946		11	31.151	162.2	52.360		36.853	152.3	170.1	2:00.364	
5	<u>30.092</u>	<u>167.2</u>	51.690		<u>35.899</u>	155.8	171.4	<u>1:57.681</u>		12	35.453	145.2	58.225		Pit In		146.5	2:26.365	
6	31.126	157.0	54.115		Pit In		168.2	2:08.407		13	Pit Out	119.7	58.739		Pit In		145.4	3:27.817	
7	Pit Out	160.0	52.586		37.578	149.0	170.6	3:34.768		14									





## Red Bull Ring Classics BG Sportpromotion

Alfa Revival Cup

7 - 9 June 2024

Laps and Sector Times - Qualifying

Red Bull Ring - 4326mtr.

34 Matteo Kamata										GTAm									
lap	Sect-1	Speed	Sect-2	Speed	Sect-3	Speed	TopSpeed	laptime	pit	lap	Sect-1	Speed	Sect-2	Speed	Sect-3	Speed	Topspeed	laptime	pit
1	Pit Out	123.0	1:01.077		40.222	126.0	134.3	2:16.550		8	29.415	175.0	<u>50.000</u>		<u>35.123</u>	161.4	176.5	1:54.538	
2	33.933	160.0	54.750		35.794	159.3	162.7	2:04.477		9	<u>29.407</u>	<u>175.3</u>	50.324		35.170	158.8	174.5	<del>1:54.901</del> D	
3	29.841	172.8	50.944		35.699	161.4	172.8	1:56.484		10	36.611	121.3	1:01.936		36.787	160.0	111.3	<del>2:15.334</del> D	
4	29.828	175.0	50.349		35.223	161.0	176.5	1:55.400		11	29.721	173.6	58.180		35.563	<u>162.7</u>	129.7	2:03.464	
5	33.749	141.5	59.216		Pit In		126.3	2:22.206		12	33.487	126.2	1:02.001		35.565	160.7	115.4	2:11.053	
6	Pit Out	153.0	53.279		35.355	161.7	166.7	2:41.751		13	29.412	173.6	52.624		Pit In		176.8	2:08.388	
7	29.530	174.2	51.520		35.393	160.2	<u>177.0</u>	1:56.443		14									

36 Ondrak-Bortolami										Giulia Sprint GTA									
lap	Sect-1	Speed	Sect-2	Speed	Sect-3	Speed	TopSpeed	laptime	pit	lap	Sect-1	Speed	Sect-2	Speed	Sect-3	Speed	Topspeed	laptime	pit
1	Pit Out	138.6	59.077		38.944	158.1	118.9	2:11.099		8	30.313	171.7	51.348		36.154	159.1	174.8	1:57.815	
2	29.649	<u>175.3</u>	50.465		35.626	160.2	178.2	1:55.740		9	30.265	<u>175.3</u>	52.002		35.970	159.8	171.7	1:58.237	
3	30.056	173.6	50.307		35.475	161.0	178.5	1:55.838		10	30.208	171.2	51.879		36.573	155.2	171.4	1:58.660	
4	<u>29.582</u>	175.0	50.325		35.819	159.1	<u>178.8</u>	<u>1:55.726</u>		11	30.716	167.4	53.382		39.603	134.2	173.9	2:03.701	
5	29.846	173.6	<u>50.274</u>		<u>35.055</u>	<u>161.9</u>	178.2	<del>1:55.175</del> D		12	31.725	169.3	52.671		36.576	158.8	169.8	2:00.972	
6	32.047	141.5	55.597		Pit In		144.0	2:14.780		13	30.213	170.1	52.397		Pit In		173.9	2:11.066	
7	Pit Out	165.6	52.252		36.627	159.3	172.2	3:29.142		14									

44 Fausto Amendolagine										GT Veloce 2000									
lap	Sect-1	Speed	Sect-2	Speed	Sect-3	Speed	TopSpeed	laptime	pit	lap	Sect-1	Speed	Sect-2	Speed	Sect-3	Speed	Topspeed	laptime	pit
1	Pit Out	122.2	1:07.096		42.747	139.0	126.0	2:27.398		7	39.504	124.9	1:06.917		45.682	120.3	117.9	2:32.103	
2	33.846	150.8	56.879		39.741	143.6	156.1	2:10.466		8	40.022	122.0	1:11.270		42.556	141.5	108.8	2:33.848	
3	<u>32.764</u>	153.2	56.368		39.776	142.7	163.4	2:08.908		9	34.006	150.4	<u>56.024</u>		39.922	141.4	162.7	<del>2:09.952</del> D	
4	32.803	<u>155.4</u>	56.522		<u>39.255</u>	143.8	155.4	<u>2:08.580</u>		10	32.998	152.1	57.077		39.658	142.7	162.9	2:09.733	
5	34.864	140.6	1:04.644		43.403	<u>144.0</u>	118.4	<del>2:22.911</del> D		11	33.299	151.0	57.225		39.940	141.7	156.7	2:10.464	
6	33.274	153.2	56.125		40.613	129.2	<u>163.9</u>	2:10.012		12	34.994	132.8	1:06.300		Pit In		124.6	2:41.213	

50 Petrone-Barri										GTAm									
lap	Sect-1	Speed	Sect-2	Speed	Sect-3	Speed	TopSpeed	laptime	pit	lap	Sect-1	Speed	Sect-2	Speed	Sect-3	Speed	Topspeed	laptime	pit
1	Pit Out	160.7	55.901		37.532	159.5	145.0	2:05.497		8	Pit Out	154.1	57.413		37.760	163.1	144.0	3:56.604	
2	32.619	173.4	49.668		34.873	164.1	180.6	1:57.160		9	29.305	179.7	49.391		35.043	162.4	181.2	<del>1:53.739</del> D	
3	28.510	180.0	<u>48.372</u>		33.986	165.6	182.4	<del>1:50.868</del> D		10	28.878	181.8	51.044		35.292	163.9	182.1	1:55.214	
4	<u>28.294</u>	181.2	48.402		<u>33.813</u>	<u>166.4</u>	<u>183.1</u>	<u>1:50.509</u>		11	28.821	<u>183.1</u>	50.394		35.567	158.6	182.1	1:54.782	
5	28.867	153.4	59.812		39.859	165.1	137.4	2:08.538		12	29.239	180.3	50.246		35.366	164.4	182.7	1:54.851	
6	29.242	156.3	55.678		44.536	165.4	159.1	2:09.456		13	30.084	176.8	50.429		Pit In		<u>183.1</u>	2:03.379	
7	28.314	182.7	49.358		Pit In		175.3	2:02.371		14									

58 Christian Bonnet										Giulia Sprint GT									
lap	Sect-1	Speed	Sect-2	Speed	Sect-3	Speed	TopSpeed	laptime	pit	lap	Sect-1	Speed	Sect-2	Speed	Sect-3	Speed	Topspeed	laptime	pit
1	Pit Out	115.0	1:05.414		44.575	136.0	136.7	2:26.416		7	33.615	148.4	55.891		<u>39.804</u>	141.9	157.7	2:09.310	
2	34.800	145.4	57.615		40.806	140.4	157.9	2:13.221		8	<u>33.572</u>	<u>148.6</u>	<u>55.554</u>		39.848	141.9	<u>160.5</u>	<u>2:08.974</u>	
3	34.141	145.0	56.799		40.436	140.6	157.9	2:11.376		9	33.705	147.3	57.094		Pit In		157.2	2:24.255	
4	33.882	146.3	56.729		40.051	140.6	158.6	2:10.662		10	Pit Out	111.9	1:04.751		42.977	140.3	133.7	5:21.340	
5	33.704	147.3	56.270		40.235	<u>143.0</u>	158.4	2:10.209		11	34.848	125.0	1:00.790		41.396	130.8	144.6	2:17.034	
6	33.764	147.7	56.308		39.914	141.4	159.5	2:09.986		12	41.272	109.2	1:03.208		Pit In		124.9	2:36.742	







## Red Bull Ring Classics BG Sportpromotion

Alfa Revival Cup  
Laps and Sector Times - Qualifying

7 - 9 June 2024  
Red Bull Ring - 4326mtr.

69 Laber-Stojetz									GTAm										
lap	Sect-1	Speed	Sect-2	Speed	Sect-3	Speed	TopSpeed	laptime	pit	lap	Sect-1	Speed	Sect-2	Speed	Sect-3	Speed	Topspeed	laptime	pit
1	Pit Out	146.1	57.678		40.743	164.6	154.1	2:10.894		7	<u>29.093</u>	<u>179.1</u>	49.025		34.555	161.0	180.9	1:52.673	
2	29.518	175.0	49.047		<u>34.206</u>	163.9	180.0	<del>1:52.777</del> D		8	29.255	178.5	49.210		Pit In		180.0	2:00.768	
3	29.182	175.9	<u>48.797</u>		34.318	<u>165.4</u>	180.0	<u>1:52.297</u>		9	Pit Out	84.4	57.513		35.304	163.9	157.9	3:27.357	
4	29.201	176.2	49.037		34.326	164.4	<u>182.4</u>	<del>1:52.564</del> D		10	29.765	175.6	50.059		35.516	163.1	178.5	1:55.340	
5	29.180	167.7	56.563		38.046	164.4	140.3	<del>2:03.789</del> D		11	29.405	175.9	49.934		35.109	162.7	178.5	1:54.448	
6	29.116	176.5	49.300		35.113	159.8	180.0	1:53.529		12	30.306	176.8	51.195		Pit In		180.6	2:09.354	

81 Caponi-Sabatini									GTAm										
lap	Sect-1	Speed	Sect-2	Speed	Sect-3	Speed	TopSpeed	laptime	pit	lap	Sect-1	Speed	Sect-2	Speed	Sect-3	Speed	Topspeed	laptime	pit
1	Pit Out	114.4	1:01.167		40.362	150.2	124.6	2:18.649		6	<u>29.265</u>	173.4	53.228		37.234	<u>160.2</u>	161.4	1:59.727	
2	30.873	164.9	53.103		36.930	155.2	161.4	2:00.906		7	29.295	<u>176.5</u>	<u>49.930</u>		<u>35.956</u>	<u>160.2</u>	180.6	<u>1:55.181</u>	
3	30.137	171.7	52.601		36.508	153.6	177.0	<del>1:59.246</del> D		8	30.150	175.6	50.314		36.303	122.3	<u>180.9</u>	1:56.767	
4	32.712	143.6	54.428		Pit In		154.5	2:14.722		9	42.927	103.7	1:01.318		Pit In		148.8	2:34.294	
5	Pit Out	151.9	52.922		36.673	159.8	164.6	4:10.406		10									

85 Peter Bachofen									GTAm										
lap	Sect-1	Speed	Sect-2	Speed	Sect-3	Speed	TopSpeed	laptime	pit	lap	Sect-1	Speed	Sect-2	Speed	Sect-3	Speed	Topspeed	laptime	pit
1	Pit Out	127.2	57.915		38.994	157.7	136.4	2:11.433		8	29.496	176.2	50.633		36.638	154.7	176.5	1:56.767	
2	29.942	175.6	50.790		35.530	159.5	177.3	1:56.262		9	30.573	172.8	52.835		35.664	161.2	172.8	1:59.072	
3	29.696	177.3	50.535		<u>35.093</u>	<u>161.7</u>	177.9	1:55.324		10	29.579	175.3	50.277		35.455	<u>161.7</u>	177.0	1:55.311	
4	29.508	176.8	50.158		35.376	160.7	177.9	1:55.042		11	<u>29.112</u>	<u>177.9</u>	57.316		36.161	160.7	175.3	2:02.589	
5	29.287	177.3	<u>50.048</u>		35.398	160.5	<u>178.2</u>	<u>1:54.733</u>		12	29.542	174.8	50.079		35.432	160.2	177.6	1:55.053	
6	36.787	110.8	1:05.371		Pit In		101.3	2:31.996		13	29.587	173.4	50.439		35.440	157.9	177.3	1:55.466	
7	Pit Out	156.5	52.427		35.997	160.5	167.4	3:08.813		14	36.977	111.5	1:06.817		Pit In		96.2	2:37.042	

86 Demarchi-Domenichini									GTAm										
lap	Sect-1	Speed	Sect-2	Speed	Sect-3	Speed	TopSpeed	laptime	pit	lap	Sect-1	Speed	Sect-2	Speed	Sect-3	Speed	Topspeed	laptime	pit
1	Pit Out	117.4	57.529		40.330	154.9	110.9	2:10.949		8	33.752	154.1	58.538		41.217	147.3	154.3	2:13.507	
2	30.574	171.4	51.164		36.121	<u>158.4</u>	174.2	1:57.859		9	33.000	162.4	56.423		40.201	148.6	164.4	2:09.624	
3	<u>30.057</u>	<u>172.8</u>	51.237		36.329	155.4	<u>175.0</u>	1:57.623		10	31.981	163.9	57.068		39.200	147.7	165.9	2:08.249	
4	30.089	170.6	50.564		<u>35.630</u>	<u>158.4</u>	172.8	1:56.283		11	34.351	131.5	1:07.905		44.753	142.5	126.9	2:27.009	
5	30.115	170.3	<u>50.063</u>		36.071	<u>158.4</u>	173.6	<u>1:56.249</u>		12	34.924	133.3	1:12.683		45.226	141.7	92.5	2:32.833	
6	30.538	156.1	53.753		Pit In		162.2	2:08.378		13	37.598	114.8	1:04.152		Pit In		130.9	2:34.743	
7	Pit Out	146.7	1:00.262		42.430	141.2	150.2	3:58.770		14									

87 Davide Bertinelli									GTAm										
lap	Sect-1	Speed	Sect-2	Speed	Sect-3	Speed	TopSpeed	laptime	pit	lap	Sect-1	Speed	Sect-2	Speed	Sect-3	Speed	Topspeed	laptime	pit
1	Pit Out	133.8	56.036		37.171	156.5	143.4	2:05.443		9	Pit Out	152.8	53.120		35.852	161.0	172.2	<del>3:51.764</del> D	
2	30.265	166.9	52.334		35.595	162.4	171.7	<del>1:58.194</del> D		10	29.077	176.5	49.793		35.524	162.7	183.4	1:54.394	
3	46.962	139.7	54.795		35.181	162.9	158.8	2:16.938		11	28.984	178.2	49.404		34.836	162.7	184.6	1:53.224	
4	29.347	179.1	49.981		35.557	160.2	182.4	1:54.885		12	28.839	179.4	50.290		35.426	163.1	185.6	1:54.555	
5	29.193	178.5	50.607		34.844	162.9	183.1	1:54.644		13	29.620	177.0	49.379		34.909	163.1	185.2	1:53.908	
6	28.994	178.8	49.792		34.479	163.9	185.2	1:53.265		14	29.068	175.6	50.785		34.686	163.9	183.7	1:54.539	
7	28.905	<u>180.3</u>	49.711		<u>34.465</u>	<u>165.6</u>	<u>186.9</u>	<del>1:53.084</del> D		15	<u>28.800</u>	177.6	<u>49.301</u>		34.603	164.4	185.6	<u>1:52.704</u>	
8	29.508	177.6	50.929		Pit In		185.9	2:01.918		16									





## Red Bull Ring Classics BG Sportpromotion

Alfa Revival Cup  
Laps and Sector Times - Qualifying

7 - 9 June 2024  
Red Bull Ring - 4326mtr.

90 Franz Slama										GTAm									
lap	Sect-1	Speed	Sect-2	Speed	Sect-3	Speed	TopSpeed	laptime	pit	lap	Sect-1	Speed	Sect-2	Speed	Sect-3	Speed	Topspeed	laptime	pit
1	Pit Out	117.8	1:01.696		40.047	155.8	134.5	2:16.422		7	<u>30.076</u>	170.1	53.423		<u>37.676</u>	155.8	169.5	<u>2:01.175</u>	
2	30.605	170.9	54.719		38.403	156.1	154.9	2:03.727		8	30.266	168.2	54.110		38.293	157.2	154.9	2:02.669	
3	30.247	165.6	55.543		43.116	124.0	165.6	2:08.906		9	30.581	166.7	54.124		38.077	156.5	155.8	2:02.782	
4	42.352	106.2	1:15.470		Pit In		112.0	2:58.888		10	30.433	<u>175.3</u>	53.647		37.956	157.4	<u>170.3</u>	2:02.036	
5	Pit Out	151.9	57.629		39.260	151.9	156.7	5:42.348		11	31.330	166.7	<u>53.053</u>		38.471	156.3	165.9	2:02.854	
6	31.142	172.0	54.382		38.344	<u>158.8</u>	168.0	2:03.868		12	30.763	162.9	53.911		37.809	158.4	166.4	2:02.483	

95 Daniele Perfetti										GTAm									
lap	Sect-1	Speed	Sect-2	Speed	Sect-3	Speed	TopSpeed	laptime	pit	lap	Sect-1	Speed	Sect-2	Speed	Sect-3	Speed	Topspeed	laptime	pit
1	Pit Out	143.6	59.189		38.327	<u>163.1</u>	128.9	2:11.388		6	Pit Out	152.3	51.725		Pit In		171.4	12:36.273	
2	<u>28.778</u>	<u>178.2</u>	<u>48.854</u>		34.460	162.2	<u>180.0</u>	<u>1:52.092</u>		7	Pit Out	159.5	51.207		34.993	160.5	175.0	4:12.665	
3	29.071	175.3	49.014		34.428	162.4	176.5	1:52.513		8	29.474	168.8	49.476		34.638	159.1	174.8	1:53.588	
4	28.849	175.9	48.998		<u>34.309</u>	161.4	178.2	1:52.156		9	29.385	169.8	51.033		Pit In		162.9	2:01.626	
5	34.143	123.0	56.236		Pit In		136.2	2:15.937		10									

96 Stefano Barbieri										GTAm									
lap	Sect-1	Speed	Sect-2	Speed	Sect-3	Speed	TopSpeed	laptime	pit	lap	Sect-1	Speed	Sect-2	Speed	Sect-3	Speed	Topspeed	laptime	pit
1	Pit Out	111.6	1:01.919		38.058	156.3	127.1	2:15.708		4	Pit Out	137.1	56.438		38.907	152.8	158.4	22:02.836	
2	<u>30.786</u>	171.4	<u>52.907</u>		<u>37.356</u>	<u>157.4</u>	157.9	<u>2:01.049</u>		5	30.949	<u>172.0</u>	52.958		38.290	138.1	<u>170.9</u>	2:02.197	
3	31.409	140.4	1:07.556		Pit In		109.0	2:38.421		6									

98 Ben-Babini										GTAm									
lap	Sect-1	Speed	Sect-2	Speed	Sect-3	Speed	TopSpeed	laptime	pit	lap	Sect-1	Speed	Sect-2	Speed	Sect-3	Speed	Topspeed	laptime	pit
1	Pit Out	107.5	1:00.221		40.098	154.9	157.2	2:14.137		8	30.791	169.5	52.700		37.765	156.3	181.2	2:01.256	
2	32.125	164.6	55.297		38.924	157.7	173.1	2:06.346		9	32.406	150.0	56.276		Pit In		153.6	2:10.343	
3	31.332	173.1	53.065		38.329	157.0	180.3	2:02.726		10	Pit Out	169.5	50.365		34.627	161.0	179.4	6:16.859	
4	31.203	168.2	53.593		37.805	155.2	173.6	2:02.601		11	28.896	178.2	48.819		34.149	163.1	181.8	1:51.864	
5	31.642	173.6	52.685		38.272	158.1	178.2	2:02.599		12	28.960	177.0	<u>48.479</u>		34.237	165.1	181.5	1:51.676	
6	31.299	167.4	53.251		38.268	154.3	179.4	2:02.818		13	<u>28.748</u>	<u>178.8</u>	48.775		<u>34.084</u>	<u>165.4</u>	<u>184.0</u>	<u>1:51.607</u>	
7	30.726	169.3	52.176		38.352	156.3	175.9	2:01.254		14									

99 Stefan Rollwagen										Giulia Sprint GT Veloce									
lap	Sect-1	Speed	Sect-2	Speed	Sect-3	Speed	TopSpeed	laptime	pit	lap	Sect-1	Speed	Sect-2	Speed	Sect-3	Speed	Topspeed	laptime	pit
1	Pit Out	121.5	1:06.099		42.433	141.0	114.4	2:23.905		6	33.261	152.3	56.414		39.868	144.0	159.3	2:09.543	
2	33.944	150.0	1:00.244		41.819	140.8	142.1	2:16.007		7	<u>33.202</u>	<u>153.6</u>	<u>56.053</u>		<u>39.746</u>	<u>145.2</u>	<u>160.2</u>	<u>2:09.001</u>	
3	33.981	151.0	58.837		42.286	140.4	157.4	2:15.104		8	33.537	152.1	56.066		39.968	144.4	157.4	2:09.571	
4	34.056	136.0	59.766		41.854	143.0	148.8	2:15.676		9	33.727	149.4	1:03.533		Pit In		135.7	2:29.062	
5	33.806	152.5	58.170		41.303	142.1	152.5	2:13.279		10	Pit Out	145.4	1:01.150		Pit In		132.5	4:15.540	

100 Körber-Körber										Giulia Sprint GTA									
lap	Sect-1	Speed	Sect-2	Speed	Sect-3	Speed	TopSpeed	laptime	pit	lap	Sect-1	Speed	Sect-2	Speed	Sect-3	Speed	Topspeed	laptime	pit
1	Pit Out	130.8	57.691		40.459	146.7	147.3	2:12.935		7	Pit Out	157.9	52.218		37.934	153.2	<u>171.2</u>	4:18.863	
2	31.156	163.4	52.601		37.035	153.8	167.4	2:00.792		8	31.314	164.6	52.245		36.733	153.8	169.8	2:00.292	
3	30.949	162.9	51.735		36.935	154.1	166.7	1:59.619		9	<u>30.616</u>	<u>166.7</u>	52.283		36.896	154.3	169.0	1:59.795	
4	31.060	163.1	51.751		36.742	154.5	166.9	1:59.553		10	30.795	165.1	52.154		36.988	155.2	170.1	1:59.937	
5	30.734	164.1	<u>51.579</u>		<u>36.691</u>	<u>155.4</u>	167.7	<u>1:59.004</u>		11	30.940	165.9	52.223		37.117	154.3	168.8	2:00.280	





Red Bull Ring Classics  
BG Sportpromotion

Alfa Revival Cup  
Laps and Sector Times - Qualifying

7 - 9 June 2024  
Red Bull Ring - 4326mtr.

6	31.795	156.7	53.017	Pit In	164.4	2:14.197	12	32.764	143.2	58.547	Pit In	137.8	2:23.916
---	--------	-------	--------	--------	-------	----------	----	--------	-------	--------	--------	-------	----------

106 Guerra-Benedini										Giulia Sprint GTA									
lap	Sect-1	Speed	Sect-2	Speed	Sect-3	Speed	TopSpeed	laptime	pit	lap	Sect-1	Speed	Sect-2	Speed	Sect-3	Speed	Topspeed	laptime	pit
1	Pit Out	116.4	59.615		38.055	155.8	129.7	2:13.339		8	Pit Out	168.2	51.963		37.118	161.0	175.6	3:11.891	
2	30.173	172.5	51.249		35.163	162.9	176.2	1:56.585	D	9	29.841	173.9	51.472		35.498	162.9	175.6	1:56.811	
3	29.561	175.3	50.587		35.015	162.2	177.6	1:55.163		10	29.614	175.6	53.503		35.957	160.2	173.6	1:59.074	
4	30.770	141.4	54.274		36.846	162.4	151.7	2:01.890		11	29.837	172.8	51.228		35.675	161.0	176.8	1:56.740	
5	29.558	174.8	50.375		35.693	157.7	176.5	1:55.626	D	12	29.658	175.3	51.648		35.603	160.2	173.4	1:56.909	
6	30.113	173.1	50.386		35.414	162.2	175.3	1:55.913		13	29.976	172.0	50.569		35.949	159.3	177.6	1:56.494	
7	31.725	121.6	58.938		Pit In		139.4	2:15.276		14	32.989	143.8	57.328		Pit In		149.6	2:18.799	

356 Barbolini-Raimondi										GTAm									
lap	Sect-1	Speed	Sect-2	Speed	Sect-3	Speed	TopSpeed	laptime	pit	lap	Sect-1	Speed	Sect-2	Speed	Sect-3	Speed	Topspeed	laptime	pit
1	Pit Out	138.3	57.115		38.800	158.1	145.4	2:09.661		8	29.119	177.9	50.529		34.634	162.4	175.3	1:54.282	
2	29.740	176.2	51.556		35.417	162.2	179.4	1:56.713		9	30.967	160.0	54.330		Pit In		158.1	2:17.835	
3	29.566	174.8	50.616		35.175	162.9	177.6	1:55.357		10	Pit Out	145.7	56.346		37.799	154.5	156.5	3:25.677	
4	29.194	179.4	50.954		35.238	160.7	176.2	1:55.386		11	30.615	172.2	53.761		37.054	158.6	173.6	2:01.430	
5	32.852	131.4	1:08.647		39.216	161.2	103.9	2:20.715		12	30.833	166.4	54.260		39.280	156.5	167.2	2:04.373	
6	31.138	160.5	53.127		35.044	163.6	163.4	1:59.309		13	32.057	147.5	55.065		37.221	156.5	149.4	2:04.343	
7	29.239	176.5	50.355		34.811	162.9	175.9	1:54.405		14	30.694	171.2	52.760		36.501	158.8	176.8	1:59.955	





## Red Bull Ring Classics BG Sportpromotion

Alfa Revival Cup  
Sector analyse - Qualifying

7 - 9 June 2024  
Red Bull Ring - 4326mtr.

Pos	Nbr	Name / Team name	Sector 1			Sector 2			Sector 3			theoretical best	Actual best	In
			time	Lap	pos	time	Lap	pos	time	Lap	pos			
1	50	Petrone-Barri	28.294	4	1	48.372	3	1	33.813	4	1	1:50.479	1:50.509	4
2	98	Ben-Babini	28.748	13	2	48.479	12	2	34.084	13	2	1:51.311	1:51.607	13
3	95	Daniele Perfetti	28.778	2	3	48.854	2	4	34.309	4	4	1:51.941	1:52.092	2
4	69	Laber-Stojetz	29.093	7	6	48.797	3	3	34.206	2	3	1:52.096	1:52.297	3
5	87	Davide Bertinelli	28.800	15	4	49.301	15	5	34.465	7	5	1:52.566	1:52.704	15
6	2	Stefano Roversi	28.904	8	5	49.323	6	6	35.469	5	11	1:53.696	1:53.788	6
7	356	Barbolini-Raimondi	29.119	8	8	50.355	7	12	34.634	8	6	1:54.108	1:54.282	8
8	34	Matteo Kamata	29.407	9	10	50.000	8	8	35.123	8	10	1:54.530	1:54.538	8
9	85	Peter Bachofen	29.112	11	7	50.048	5	9	35.093	3	9	1:54.253	1:54.733	5
10	106	Guerra-Benedini	29.558	5	11	50.375	5	13	35.015	3	7	1:54.948	1:55.163	3
11	81	Caponi-Sabatini	29.265	6	9	49.930	7	7	35.956	7	14	1:55.151	1:55.181	7
12	36	Ondrak-Bortolami	29.582	4	12	50.274	5	11	35.055	5	8	1:54.911	1:55.726	4
13	86	Demarchi-Domenichini	30.057	3	13	50.063	5	10	35.630	4	12	1:55.750	1:56.249	5
14	25	Pantaleo-Crescenti	30.092	5	15	51.572	2	14	35.899	5	13	1:57.563	1:57.681	5
15	100	Körber-Körber	30.616	9	16	51.579	5	15	36.691	5	15	1:58.886	1:59.004	5
16	96	Stefano Barbieri	30.786	2	17	52.907	2	16	37.356	2	16	2:01.049	2:01.049	2
17	90	Franz Slama	30.076	7	14	53.053	11	17	37.676	7	18	2:00.805	2:01.175	7
18	23	Mario Salomone	30.938	10	18	53.058	9	18	37.619	10	17	2:01.615	2:01.665	10
19	16	Serio-Mischis	31.163	4	19	54.083	10	19	38.962	9	19	2:04.208	2:04.925	4
20	44	Fausto Amendolagine	32.764	3	20	56.024	9	21	39.255	4	20	2:08.043	2:08.580	4
21	58	Christian Bonnet	33.572	8	22	55.554	8	20	39.804	7	22	2:08.930	2:08.974	8
22	99	Stefan Rollwagen	33.202	7	21	56.053	7	22	39.746	7	21	2:09.001	2:09.001	7
23	20	Marco Milla	35.163	9	23	1:00.002	9	23	43.581	4	23	2:18.746	2:18.783	9



Roarington





## Red Bull Ring Classics BG Sportpromotion

Alfa Revival Cup  
Laptimes - Qualifying

7 - 9 June 2024  
Red Bull Ring - 4326mtr.

Nbr	Name	Laps	lap	Lap ..1	Lap ..2	Lap ..3	Lap ..4	Lap ..5	Lap ..6	Lap ..7	Lap ..8	Lap ..9	Lap ..0
87	Davide Bertinelli	15	1 - 10	2:05.443	<del>4:58.194</del>	2:16.938	1:54.885	1:54.644	1:53.265	<del>4:53.084</del>	2:01.918	<del>3:54.764</del>	1:54.394
			11 - 20	1:53.224	1:54.555	1:53.908	1:54.539	1:52.704					
106	Guerra-Benedini	14	1 - 10	2:13.339	<del>4:56.585</del>	1:55.163	2:01.890	<del>4:55.626</del>	1:55.913	2:15.276	3:11.891	1:56.811	1:59.074
			11 - 20	1:56.740	1:56.909	1:56.494	2:18.799						
85	Peter Bachofen	14	1 - 10	2:11.433	1:56.262	1:55.324	1:55.042	1:54.733	2:31.996	3:08.813	1:56.767	1:59.072	1:55.311
			11 - 20	2:02.589	1:55.053	1:55.466	2:37.042						
356	Barbolini-Raimondi	14	1 - 10	2:09.661	1:56.713	1:55.357	1:55.386	2:20.715	1:59.309	1:54.405	1:54.282	2:17.835	3:25.677
			11 - 20	2:01.430	2:04.373	2:04.343	1:59.955						
36	Ondrak-Bortolami	13	1 - 10	2:11.099	1:55.740	1:55.838	1:55.726	<del>4:55.175</del>	2:14.780	3:29.142	1:57.815	1:58.237	1:58.660
			11 - 20	2:03.701	2:00.972	2:11.066							
34	Matteo Kamata	13	1 - 10	2:16.550	2:04.477	1:56.484	1:55.400	2:22.206	2:41.751	1:56.443	1:54.538	<del>4:54.904</del>	2:15.334
			11 - 20	2:03.464	2:11.053	2:08.388							
50	Petrone-Barri	13	1 - 10	2:05.497	1:57.160	<del>4:50.868</del>	1:50.509	2:08.538	2:09.456	2:02.371	3:56.604	<del>4:53.739</del>	1:55.214
			11 - 20	1:54.782	1:54.851	2:03.379							
16	Serio-Mischis	13	1 - 10	2:36.202	2:06.872	2:05.876	2:04.925	2:16.100	3:55.961	2:05.828	2:06.542	2:06.845	2:05.142
			11 - 20	2:07.379	2:08.008	2:06.650							
25	Pantaleo-Crescenti	13	1 - 10	2:10.912	1:58.552	2:32.206	1:57.946	1:57.681	2:08.407	3:34.768	2:00.470	1:59.684	2:00.995
			11 - 20	2:00.364	2:26.365	3:27.817							
98	Ben-Babini	13	1 - 10	2:14.137	2:06.346	2:02.726	2:02.601	2:02.599	2:02.818	2:01.254	2:01.256	2:10.343	6:16.859
			11 - 20	1:51.864	1:51.676	1:51.607							
86	Demarchi-Domenichini	13	1 - 10	2:10.949	1:57.859	1:57.623	1:56.283	1:56.249	2:08.378	3:58.770	2:13.507	2:09.624	2:08.249
			11 - 20	2:27.009	2:32.833	2:34.743							
69	Laber-Stojetz	12	1 - 10	2:10.894	<del>4:52.774</del>	1:52.297	<del>4:52.564</del>	2:03.789	1:53.529	1:52.673	2:00.768	3:27.357	1:55.340
			11 - 20	1:54.448	2:09.354								
2	Stefano Roversi	12	1 - 10	2:19.847	2:09.690	2:17.827	1:55.404	1:54.542	1:53.788	1:54.599	1:54.602	2:08.695	2:15.013
			11 - 20	2:34.468	2:26.769								
23	Mario Salomone	12	1 - 10	2:17.099	2:06.822	2:05.095	2:05.140	2:13.456	3:22.426	2:03.904	2:03.744	2:02.293	2:01.665
			11 - 20	2:06.204	2:17.284								
100	Körber-Körber	12	1 - 10	2:12.935	2:00.792	1:59.619	1:59.553	1:59.004	2:14.197	4:18.863	2:00.292	1:59.795	1:59.937
			11 - 20	2:00.280	2:23.916								
44	Fausto Amendolagine	12	1 - 10	2:27.398	2:10.466	2:08.908	2:08.580	2:22.944	2:10.012	2:32.103	2:33.848	<del>2:09.952</del>	2:09.733
			11 - 20	2:10.464	2:41.213								
90	Franz Slama	12	1 - 10	2:16.422	2:03.727	2:08.906	2:58.888	5:42.348	2:03.868	2:01.175	2:02.669	2:02.782	2:02.036
			11 - 20	2:02.854	2:02.483								
58	Christian Bonnet	12	1 - 10	2:26.416	2:13.221	2:11.376	2:10.662	2:10.209	2:09.986	2:09.310	2:08.974	2:24.255	5:21.340
			11 - 20	2:17.034	2:36.742								
99	Stefan Rolwagen	10	1 - 10	2:23.905	2:16.007	2:15.104	2:15.676	2:13.279	2:09.543	2:09.001	2:09.571	2:29.062	4:15.540
20	Marco Milla	10	1 - 10	2:33.640	2:22.164	2:20.695	2:19.215	2:34.202	2:41.821	4:14.259	2:28.575	2:18.783	2:49.042
81	Caponi-Sabatini	9	1 - 10	2:18.649	2:00.906	<del>4:59.246</del>	2:14.722	4:10.406	1:59.727	1:55.181	1:56.767	2:34.294	
95	Daniele Perfetti	9	1 - 10	2:11.388	1:52.092	1:52.513	1:52.156	2:15.937	12:36.273	4:12.665	1:53.588	2:01.626	
96	Stefano Barbieri	5	1 - 10	2:15.708	2:01.049	2:38.421	22:02.836	2:02.197					



Roarington





## Red Bull Ring Classics

BG Sportpromotion

Heat name : Alfa Revival Cup - Qualifying  
 Heat Date : 08 June 2024  
 Track name : Red Bull Ring - 4326 mtr.

---

Participants Started : 23	Participants Classified : 23
Participants Finished : 6	Participants Not Classified : 3
Participants Not Finished : 17	

---

Green flag at : 16:49:00	Heat recording start time : 16:49:00
Finish flag waved at : 17:19:05	Heat recording end time : 17:21:46
Total time of the heat : 30:04	Total of All Laps in Heat : 275

---

### Summary of best laptimes per class

Nbr	Name / Team name	Car	Cls	Fastest Laptime	In	Speed
25	Pantaleo-Crescenti	Giulia Sprint GTA	F	1:57.681	5	132.34
58	Christian Bonnet	Giulia Sprint GT	G1	2:08.974	8	120.75
50	Petrone-Barri	GTAm	G2	1:50.509	4	140.93
44	Fausto Amendolagine	GT Veloce 2000	H1 T	2:08.580	4	121.12
20	Marco Milla	Giulia Super	H1 TC	2:18.783	9	112.22
106	Guerra-Benedini	Giulia Sprint GTA	I	1:55.163	3	135.23



Roarington





## Red Bull Ring Classics

BG Sportpromotion

### Alfa Revival Cup Result Free Practice

7 - 9 June 2024  
Red Bull Ring - 4326mtr.

Pos	Nbr	Name / Entrant	Car	Cls	PlC	Fastest	In	Gap	Diff	Laps	Km/h
1	98	Ben-Babini Scuderia Clemente Biondetti	GTAm	G2	1	1:50.754	10			11	140.61
2	111	Gerald Grohmann	GTAm	G2	2	1:50.840	11	0.086	0.086	12	140.51
3	69	Laber-Stojetz OKP Alfa Delta Racing Team	GTAm	G2	3	1:51.368	9	0.614	0.528	10	139.84
4	95	Daniele Perfetti OKP Alfa Delta Racing Team	GTAm	G2	4	1:51.465	4	0.711	0.097	6	139.72
5	50	Petrone-Barri OKP Alfa Delta Racing Team	GTAm	G2	5	1:52.722	4	1.968	1.257	10	138.16
6	87	Davide Bertinelli	GTAm	G2	6	1:52.914	8	2.160	0.192	11	137.92
7	85	Peter Bachofen OKP Alfa Delta Racing Team	GTAm	G2	7	1:54.855	11	4.101	1.941	12	135.59
8	36	Ondrak-Bortolami OKP Alfa Delta Racing Team	Giulia Sprint GTA	I	1	1:54.888	11	4.134	0.033	12	135.55
9	34	Matteo Kamata OKP Alfa Delta Racing Team	GTAm	G2	8	1:55.851	11	5.097	0.963	13	134.43
10	356	Barbolini-Raimondi Circolo della Biella	GTAm	G2	9	1:56.627	11	5.873	0.776	12	133.53
11	25	Pantaleo-Crescenti Carrera Team	Giulia Sprint GTA	F	1	1:57.641	7	6.887	1.014	10	132.38
12	106	Guerra-Benedini Carrera Team	Giulia Sprint GTA	I	2	1:58.349	1	7.595	0.708	3	131.59
13	81	Caponi-Sabatini Jolly Car Squadra Corse	GTAm	G2	10	1:58.355	4	7.601	0.006	10	131.58
14	100	Körber-Körber OKP Alfa Delta Racing Team	Giulia Sprint GTA	F	2	1:58.881	8	8.127	0.526	11	131.00
15	90	Franz Slama	GTAm	G2	11	2:00.471	8	9.717	1.590	12	129.27
16	96	Barbieri-Giovesi AMG RS	GTAm	G2	12	2:01.477	7	10.723	1.006	8	128.20
17	23	Mario Salomone OKP Alfa Delta Racing Team	GTAm	G2	13	2:01.725	10	10.971	0.248	11	127.94
18	2	Stefano Roversi Scuderia Bologna Corse	GTAm	G2	14	2:04.529	1	13.775	2.804	2	125.06
19	16	Serio-Mischis Carrera Team	Giulia Sprint GTA	F	3	2:07.696	10	16.942	3.167	10	121.96
20	99	Stefan Rollwagen OKP Alfa Delta Racing Team	Giulia Sprint GT Veloce	G1	1	2:08.375	8	17.621	0.679	11	121.31
21	44	Fausto Amendolagine Scuderia Capannone Garage	GT Veloce 2000	H1	1	2:08.582	8	17.828	0.207	11	121.12
22	58	Christian Bonnet Scuderia del Grifone	Giulia Sprint GT	G1	2	2:09.046	9	18.292	0.464	10	120.68
23	20	Marco Milla Scuderia Capannone Garage	Giulia Super	H1	2	2:31.946	2	41.192	22.900	3	102.49
24	86	Demarchi-Domenichini Jolly Car Squadra Corse	GTAm	G2	15					4	0.00


Car # 2 und Car # 106 Transponder don't work

Fastest time : 1:50.754 in lap 10 by nbr. 98 : Ben-Babini (GTAm)

Publication-time

Results:

Timekeeping by :

Race Director	Clerk of the course	Timekeeping	
Eva Gruber	Kevin Kaltenegger	Bernd Jung	
Page 1 of 1	Results remain provisional pending technical examination and decisions from the stewards of the meeting		



Roarington





## Red Bull Ring Classics

BG Sportpromotion

### Alfa Revival Cup

Result per Class Free Practice

7 - 9 June 2024  
Red Bull Ring - 4326mtr.

#### F

Pos	Nbr	Name / Entrant	Car	Fastest	In	Gap	Diff	Laps	Km/h
1	25	Pantaleo-Crescenti Carrera Team	Giulia Sprint GTA	1:57.641	7			10	132.38
2	100	Körber-Körber OKP Alfa Delta Racing Team	Giulia Sprint GTA	1:58.881	8	1.240	1.240	11	131.00
3	16	Serio-Mischis Carrera Team	Giulia Sprint GTA	2:07.696	10	10.055	8.815	10	121.96

#### G1

Pos	Nbr	Name / Entrant	Car	Fastest	In	Gap	Diff	Laps	Km/h
1	99	Stefan Rollwagen OKP Alfa Delta Racing Team	Giulia Sprint GT Veloce	2:08.375	8			11	121.31
2	58	Christian Bonnet Scuderia del Grifone	Giulia Sprint GT	2:09.046	9	0.671	0.671	10	120.68


#### G2

Pos	Nbr	Name / Entrant	Car	Fastest	In	Gap	Diff	Laps	Km/h
1	98	Ben-Babini Scuderia Clemente Biondetti	GTAm	1:50.754	10			11	140.61
2	111	Gerald Grohmann	GTAm	1:50.840	11	0.086	0.086	12	140.51
3	69	Laber-Stojetz OKP Alfa Delta Racing Team	GTAm	1:51.368	9	0.614	0.528	10	139.84
4	95	Daniele Perfetti OKP Alfa Delta Racing Team	GTAm	1:51.465	4	0.711	0.097	6	139.72
5	50	Petrone-Barri OKP Alfa Delta Racing Team	GTAm	1:52.722	4	1.968	1.257	10	138.16
6	87	Davide Bertinelli	GTAm	1:52.914	8	2.160	0.192	11	137.92
7	85	Peter Bachofen OKP Alfa Delta Racing Team	GTAm	1:54.855	11	4.101	1.941	12	135.59
8	34	Matteo Kamata OKP Alfa Delta Racing Team	GTAm	1:55.851	11	5.097	0.996	13	134.43
9	356	Barbolini-Raimondi Circolo della Biella	GTAm	1:56.627	11	5.873	0.776	12	133.53
10	81	Caponi-Sabatini Jolly Car Squadra Corse	GTAm	1:58.355	4	7.601	1.728	10	131.58
11	90	Franz Slama	GTAm	2:00.471	8	9.717	2.116	12	129.27
12	96	Barbieri-Giovesi AMG RS	GTAm	2:01.477	7	10.723	1.006	8	128.20
13	23	Mario Salomone OKP Alfa Delta Racing Team	GTAm	2:01.725	10	10.971	0.248	11	127.94
14	2	Stefano Roversi Scuderia Bologna Corse	GTAm	2:04.529	1	13.775	2.804	2	125.06

Fastest time : 1:50.754 in lap 10 by nbr. 98 : Ben-Babini (GTAm)

Publication-time

Results: Timekeeping by :

Race Director	Clerk of the course	Timekeeping	
Eva Gruber	Kevin Kaltenegger	Bernd Jung	
Page 1 of 2	Results remain provisional pending technical examination and decisions from the stewards of the meeting		



Roarington







Red Bull Ring Classics  
BG Sportpromotion

Alfa Revival Cup  
Result per Class Free Practice

7 - 9 June 2024  
Red Bull Ring - 4326mtr.

**G2**

Pos	Nbr	Name / Entrant	Car	Fastest	In	Gap	Diff	Laps	Km/h
15	86	Demarchi-Domenichini Jolly Car Squadra Corse	GTAm					4	0.00

**H1**

Pos	Nbr	Name / Entrant	Car	Fastest	In	Gap	Diff	Laps	Km/h
1	44	Fausto Amendolagine Scuderia Capannone Garage	GT Veloce 2000	2:08.582	8			11	121.12
2	20	Marco Milla Scuderia Capannone Garage	Giulia Super	2:31.946	2	23.364	23.364	3	102.49

**I**


Pos	Nbr	Name / Entrant	Car	Fastest	In	Gap	Diff	Laps	Km/h
1	36	Ondrak-Bortolami OKP Alfa Delta Racing Team	Giulia Sprint GTA	1:54.888	11			12	135.55
2	106	Guerra-Benedini Carrera Team	Giulia Sprint GTA	1:58.349	1	3.461	3.461	3	131.59

Car # 2 und Car # 106 Transponder don't work

Fastest time : 1:50.754 in lap 10 by nbr. 98 : Ben-Babini (GTAm)

Publication-time

Results: Timekeeping by :

Race Director  Eva Gruber	Clerk of the course  Kevin Kaltenegger	Timekeeping  Bernd Jung	
Page 2 of 2	Results remain provisional pending technical examination and decisions from the stewards of the meeting		



Roarington





## Red Bull Ring Classics BG Sportpromotion

Alfa Revival Cup  
Laps and Sector Times - Free Practice

7 - 9 June 2024  
Red Bull Ring - 4326mtr.

2 Stefano Roversi									GTAm											
lap	Sect-1	Speed	Sect-2	Speed	Sect-3	Speed	TopSpeed	laptime	pit	lap	Sect-1	Speed	Sect-2	Speed	Sect-3	Speed	Topspeed	laptime	pit	
1								<u>2:04.529</u>		2									11:40.249	

16 Serio-Mischis									Giulia Sprint GTA										
lap	Sect-1	Speed	Sect-2	Speed	Sect-3	Speed	TopSpeed	laptime	pit	lap	Sect-1	Speed	Sect-2	Speed	Sect-3	Speed	Topspeed	laptime	pit
1	Pit Out	103.3	1:09.819		44.211	139.9	108.1	<u>2:33.616</u>		6	<u>32.188</u>	160.0	57.257		45.188	138.3	161.9	2:14.633	
2	33.592	135.7	59.329		43.924	140.4	142.3	2:16.845		7	33.312	153.6	57.853		Pit In		161.2	2:21.552	
3	33.346	155.4	57.004		41.867	144.0	162.4	2:12.217		8	Pit Out	149.6	57.616		40.853	145.4	156.7	3:51.483	
4	32.564	159.3	56.729		41.186	144.0	163.4	2:10.479		9	33.010	<u>161.2</u>	55.605		40.096	146.3	163.4	2:08.711	
5	32.473	154.1	56.047		40.491	145.4	<u>163.6</u>	2:09.011		10	32.584	159.5	<u>55.303</u>		<u>39.809</u>	<u>146.7</u>	158.4	<u>2:07.696</u>	

20 Marco Milla									Giulia Super										
lap	Sect-1	Speed	Sect-2	Speed	Sect-3	Speed	TopSpeed	laptime	pit	lap	Sect-1	Speed	Sect-2	Speed	Sect-3	Speed	Topspeed	laptime	pit
1	Pit Out	106.6	1:16.308		53.633	128.0	89.3	<u>2:51.209</u>		3	<u>35.585</u>	<u>142.9</u>	<u>1:01.623</u>		Pit In		<u>155.6</u>	3:06.224	
2	38.583	127.7	1:05.786		<u>47.577</u>	<u>134.3</u>	109.4	<u>2:31.946</u>		4									

23 Mario Salomone									GTAm										
lap	Sect-1	Speed	Sect-2	Speed	Sect-3	Speed	TopSpeed	laptime	pit	lap	Sect-1	Speed	Sect-2	Speed	Sect-3	Speed	Topspeed	laptime	pit
1	Pit Out	67.9	1:06.928		46.306	151.3	115.5	<u>2:37.931</u>		7	30.726	171.2	53.704		38.246	152.5	176.5	2:02.676	
2	32.065	159.3	56.778		39.751	152.8	161.7	2:08.594		8	<u>30.694</u>	166.4	53.631		38.334	152.5	173.6	2:02.659	
3	32.188	165.4	55.307		38.850	<u>154.3</u>	171.7	2:06.345		9	30.982	157.9	<u>52.476</u>		38.324	153.8	<u>176.8</u>	2:01.782	
4	32.104	157.2	55.400		39.196	151.7	172.0	2:06.700		10	30.952	172.8	52.961		<u>37.812</u>	154.1	175.3	<u>2:01.725</u>	
5	31.852	162.9	53.827		39.260	152.1	168.2	2:04.939		11	30.922	<u>173.6</u>	52.772		Pit In		175.6	2:15.117	
6	31.411	173.1	53.962		38.610	153.6	173.4	2:03.983		12									

25 Pantaleo-Crescenti									Giulia Sprint GTA										
lap	Sect-1	Speed	Sect-2	Speed	Sect-3	Speed	TopSpeed	laptime	pit	lap	Sect-1	Speed	Sect-2	Speed	Sect-3	Speed	Topspeed	laptime	pit
1	Pit Out	98.5	59.085		37.513	149.8	150.6	<u>2:16.229</u>		6	30.784	164.9	<u>51.125</u>		36.648	<u>154.5</u>	<u>171.4</u>	1:58.557	
2	31.709	161.4	52.909		36.784	151.3	167.2	2:01.402		7	<u>30.419</u>	<u>165.6</u>	51.178		<u>36.044</u>	154.3	170.9	<u>1:57.641</u>	
3	31.152	163.4	51.898		36.800	152.3	168.0	1:59.850		8	30.743	163.4	51.999		Pit In		168.2	2:08.068	
4	30.928	164.6	52.183		Pit In		169.0	<u>2:07.616</u>		9	Pit Out	154.1	57.501		37.709	150.2	136.7	3:04.023	
5	Pit Out	160.0	51.623		36.583	<u>154.5</u>	170.9	<u>3:37.084</u>		10	30.679	164.9	51.835		Pit In		169.5	2:04.604	

34 Matteo Kamata									GTAm										
lap	Sect-1	Speed	Sect-2	Speed	Sect-3	Speed	TopSpeed	laptime	pit	lap	Sect-1	Speed	Sect-2	Speed	Sect-3	Speed	Topspeed	laptime	pit
1	Pit Out	94.0	1:14.979		45.457	148.8	100.1	<u>2:47.151</u>		8	29.898	176.8	50.856		35.589	159.8	177.0	1:56.343	
2	31.953	161.4	56.213		40.166	155.8	138.1	2:08.332		9	29.507	<u>177.6</u>	50.873		35.580	160.0	177.9	1:55.960	
3	32.482	134.5	53.252		36.959	159.5	164.4	2:02.693		10	29.675	177.0	50.807		35.532	<u>161.4</u>	177.9	1:56.014	
4	31.283	175.9	51.116		36.988	159.1	177.6	1:59.387		11	29.563	175.9	<u>50.679</u>		35.609	160.5	<u>179.4</u>	<u>1:55.851</u>	
5	30.080	170.3	51.067		36.243	160.0	177.0	1:57.390		12	<u>29.459</u>	<u>177.6</u>	50.942		<u>35.455</u>	160.0	177.0	1:55.856	
6	30.570	161.2	51.970		36.279	158.1	174.2	1:58.819		13	35.494	119.9	1:01.700		Pit In		121.5	2:31.801	
7	30.092	174.2	50.998		35.976	159.3	176.2	1:57.066		14									

36 Ondrak-Bortolami									Giulia Sprint GTA										
lap	Sect-1	Speed	Sect-2	Speed	Sect-3	Speed	TopSpeed	laptime	pit	lap	Sect-1	Speed	Sect-2	Speed	Sect-3	Speed	Topspeed	laptime	pit
1	Pit Out	132.0	56.261		37.723	157.0	160.7	<u>2:09.723</u>		7	29.524	176.5	50.370		35.592	161.0	179.1	1:55.486	
2	30.306	173.6	51.436		36.241	158.1	174.5	1:57.983		8	29.785	177.0	<u>50.020</u>		<u>35.153</u>	161.2	179.7	1:54.958	
3	29.889	175.3	51.481		36.011	158.8	175.6	1:57.381		9	29.590	176.5	50.236		Pit In		179.7	2:02.535	



Roarington





## Red Bull Ring Classics BG Sportpromotion

Alfa Revival Cup  
Laps and Sector Times - Free Practice

7 - 9 June 2024  
Red Bull Ring - 4326mtr.

4	29.867	172.8	51.449	36.230	158.4	175.3	1:57.546	10	Pit Out	131.1	56.767	36.698	161.4	143.6	3:02.735
5	30.192	171.2	52.047	Pit In		175.9	2:06.318	11	<u>29.324</u>	<u>177.9</u>	50.347	35.217	<u>162.2</u>	<u>180.0</u>	<u>1:54.888</u>
6	Pit Out	140.1	57.472	37.403	156.3	144.6	3:39.557	12	34.884	117.1	59.657	Pit In		118.2	2:31.264

44 Fausto Amendolagine									GT Veloce 2000										
lap	Sect-1	Speed	Sect-2	Speed	Sect-3	Speed	TopSpeed	laptime	pit	lap	Sect-1	Speed	Sect-2	Speed	Sect-3	Speed	Topspeed	laptime	pit
1	Pit Out	117.4	1:12.352		48.809	132.0	120.4	2:40.532		7	33.446	154.9	<u>55.568</u>		40.051	141.7	<u>165.9</u>	2:09.065	
2	35.159	147.5	1:02.763		45.901	142.1	132.8	2:23.823		8	33.061	155.8	56.115		<u>39.406</u>	143.6	164.4	<u>2:08.582</u>	
3	33.862	154.5	58.344		40.716	143.2	160.0	2:12.922		9	32.804	155.8	55.579		40.955	124.9	<u>165.9</u>	2:09.338	
4	32.934	156.1	56.532		40.306	144.0	164.6	2:09.772		10	40.754	112.5	1:07.517		44.423	133.2	110.8	2:32.694	
5	32.771	156.5	56.462		40.261	<u>145.7</u>	164.4	2:09.494		11	34.642	147.3	1:01.517		42.329	121.5	156.1	2:18.488	
6	<u>32.476</u>	<u>157.0</u>	56.371		40.309	144.0	165.4	2:09.156		12									

50 Petrone-Barri									GTAm										
lap	Sect-1	Speed	Sect-2	Speed	Sect-3	Speed	TopSpeed	laptime	pit	lap	Sect-1	Speed	Sect-2	Speed	Sect-3	Speed	Topspeed	laptime	pit
1	Pit Out	88.5	1:10.102		45.967	161.0	73.2	2:39.868		6	30.426	174.2	49.866		Pit In		179.7	2:03.633	
2	32.923	160.0	52.475		35.924	162.7	156.5	2:01.322		7	Pit Out	138.6	53.724		36.648	161.4	176.5	6:42.570	
3	<u>28.846</u>	179.7	50.608		36.408	162.9	177.6	1:55.862		8	29.544	180.3	50.229		36.554	161.7	181.5	1:56.327	
4	28.926	<u>180.6</u>	<u>48.902</u>		<u>34.894</u>	160.2	<u>182.4</u>	<u>1:52.722</u>		9	29.304	179.4	49.875		35.491	162.4	179.7	1:54.670	
5	29.520	177.3	54.132		35.311	<u>163.9</u>	159.8	1:58.963		10	29.220	179.4	49.569		35.602	162.2	180.6	1:54.391	

58 Christian Bonnet									Giulia Sprint GT										
lap	Sect-1	Speed	Sect-2	Speed	Sect-3	Speed	TopSpeed	laptime	pit	lap	Sect-1	Speed	Sect-2	Speed	Sect-3	Speed	Topspeed	laptime	pit
1	Pit Out	100.6	1:08.822		44.319	133.5	117.5	2:34.149		6	33.770	150.8	56.210		40.071	<u>143.2</u>	158.4	2:10.051	
2	35.107	146.3	59.030		42.061	137.9	156.3	2:16.198		7	<u>33.579</u>	<u>151.5</u>	55.991		39.890	141.9	<u>160.7</u>	2:09.460	
3	34.157	148.4	56.823		40.413	139.2	157.9	2:11.393		8	33.673	148.8	55.954		<u>39.425</u>	141.7	159.3	2:09.052	
4	33.938	149.0	56.687		40.562	139.4	158.4	2:11.187		9	33.625	148.4	<u>55.899</u>		39.522	140.4	159.8	<u>2:09.046</u>	
5	34.133	147.3	57.641		41.156	142.5	157.9	2:12.930		10	42.171	97.7	1:08.733		Pit In		113.2	2:50.564	

69 Laber-Stojetz									GTAm										
lap	Sect-1	Speed	Sect-2	Speed	Sect-3	Speed	TopSpeed	laptime	pit	lap	Sect-1	Speed	Sect-2	Speed	Sect-3	Speed	Topspeed	laptime	pit
1	Pit Out	142.1	56.046		37.381	161.0	166.9	2:09.807		6	29.510	181.2	49.202		Pit In		182.1	2:00.542	
2	29.750	178.2	50.071		34.818	164.6	181.5	1:54.639		7	Pit Out	179.4	49.730		<u>33.891</u>	<u>166.4</u>	<u>183.4</u>	2:59.027	
3	28.919	179.7	49.368		34.400	164.6	181.2	1:52.687		8	28.713	180.9	50.296		34.782	165.9	182.1	1:53.791	
4	28.618	182.1	49.923		34.382	163.9	180.6	1:52.923		9	<u>28.136</u>	<u>182.4</u>	<u>48.842</u>		34.390	162.4	183.1	<u>1:51.368</u>	
5	28.487	181.8	50.168		35.590	158.8	181.8	1:54.245		10	30.895	154.3	56.299		Pit In		146.9	2:09.208	

81 Caponi-Sabatini									GTAm										
lap	Sect-1	Speed	Sect-2	Speed	Sect-3	Speed	TopSpeed	laptime	pit	lap	Sect-1	Speed	Sect-2	Speed	Sect-3	Speed	Topspeed	laptime	pit
1	Pit Out	103.4	1:03.954		44.683	136.2	122.2	2:28.492		6	Pit Out	151.7	55.348		38.317	153.4	142.7	5:53.113	
2	34.248	143.0	57.947		40.821	143.8	140.3	2:13.016		7	30.182	172.0	52.287		37.453	155.4	176.5	1:59.922	
3	32.579	150.8	54.904		37.348	153.0	160.2	2:04.831		8	31.189	169.8	<u>51.446</u>		36.728	<u>155.8</u>	<u>176.8</u>	1:59.363	
4	30.482	166.4	52.113		<u>35.760</u>	155.4	170.9	<u>1:58.355</u>		9	<u>29.998</u>	<u>174.8</u>	51.519		37.277	152.8	176.2	1:58.794	
5	30.191	171.7	52.103		Pit In		174.8	2:07.051		10	34.591	128.4	1:00.992		Pit In		122.3	2:27.505	

85 Peter Bachofen									GTAm										
lap	Sect-1	Speed	Sect-2	Speed	Sect-3	Speed	TopSpeed	laptime	pit	lap	Sect-1	Speed	Sect-2	Speed	Sect-3	Speed	Topspeed	laptime	pit
1	Pit Out	87.4	1:09.193		44.392	151.3	105.6	2:38.489		7	29.725	176.8	51.036		35.896	159.5	177.9	1:56.657	





## Red Bull Ring Classics BG Sportpromotion

### Alfa Revival Cup

### Laps and Sector Times - Free Practice

7 - 9 June 2024

Red Bull Ring - 4326mtr.

2	30.303	174.2	57.435	41.030	155.4	124.9	2:08.768	8	35.772	128.0	1:05.299	Pit In	118.6	2:31.929	
3	30.198	174.5	51.585	35.783	159.1	173.9	1:57.566	9	Pit Out	102.7	52.028	35.708	157.7	175.9	3:00.362
4	29.574	<u>179.1</u>	50.446	<u>35.193</u>	158.1	177.6	1:55.213	10	29.764	178.5	<u>50.271</u>	35.511	160.5	177.9	1:55.546
5	29.491	178.5	51.874	36.008	159.5	175.9	1:57.373	11	<u>29.296</u>	178.5	50.341	35.218	<u>161.0</u>	<u>178.5</u>	<u>1:54.855</u>
6	29.706	177.6	50.967	35.809	158.4	177.0	1:56.482	12	37.178	104.4	1:04.805	Pit In		96.5	2:34.730

86 Demarchi-Domenichini									GTAm										
lap	Sect-1	Speed	Sect-2	Speed	Sect-3	Speed	TopSpeed	laptime	pit	lap	Sect-1	Speed	Sect-2	Speed	Sect-3	Speed	Topspeed	laptime	pit
1	Pit Out	102.7	1:12.005		48.411	99.3	109.4	2:42.096		3	Pit Out	120.7	1:08.031		<u>46.487</u>	<u>135.5</u>	124.9	16:26.649	
2	40.158	125.7	<u>59.091</u>		Pit In		141.0	2:29.087		4	<u>36.162</u>	<u>146.5</u>	1:00.735		Pit In		<u>148.1</u>	2:25.247	

87 Davide Bertinelli									GTAm										
lap	Sect-1	Speed	Sect-2	Speed	Sect-3	Speed	TopSpeed	laptime	pit	lap	Sect-1	Speed	Sect-2	Speed	Sect-3	Speed	Topspeed	laptime	pit
1	Pit Out	130.6	1:00.796		38.197	156.7	146.1	2:13.335		7	28.837	180.3	49.543		34.949	161.0	186.2	1:53.329	
2	29.735	178.5	1:14.802		36.639	157.2	161.7	2:21.176		8	28.809	180.3	49.565		<u>34.540</u>	163.1	<u>187.5</u>	<u>1:52.914</u>	
3	30.000	173.1	52.132		Pit In		178.2	2:05.312		9	<u>28.737</u>	181.5	<u>49.283</u>		35.011	159.5	186.9	1:53.031	
4	Pit Out	168.8	51.165		35.037	159.8	179.7	5:20.068		10	28.870	183.4	49.690		34.740	<u>163.4</u>	186.2	1:53.300	
5	29.035	181.2	50.055		35.301	162.4	184.9	1:54.391		11	28.796	<u>183.7</u>	50.097		35.017	162.7	186.2	1:53.910	
6	28.881	181.8	50.932		34.872	161.2	185.2	1:54.685		12									

90 Franz Slama									GTAm										
lap	Sect-1	Speed	Sect-2	Speed	Sect-3	Speed	TopSpeed	laptime	pit	lap	Sect-1	Speed	Sect-2	Speed	Sect-3	Speed	Topspeed	laptime	pit
1	Pit Out	123.9	1:06.106		45.403	147.3	123.3	2:25.504		7	30.194	173.4	53.248		37.404	157.7	159.5	2:00.846	
2	34.514	128.0	57.249		39.421	154.9	161.9	2:11.184		8	30.341	175.6	<u>52.451</u>		37.679	157.0	175.0	<u>2:00.471</u>	
3	30.801	172.5	53.040		38.551	156.5	<u>178.8</u>	2:02.392		9	30.310	163.9	53.426		37.573	154.9	162.9	2:01.309	
4	<u>30.178</u>	175.0	53.376		38.264	156.1	175.6	2:01.818		10	31.134	160.0	53.672		<u>37.367</u>	<u>158.1</u>	154.5	2:02.173	
5	30.383	168.2	52.955		38.050	156.5	175.3	2:01.388		11	30.564	<u>177.9</u>	52.493		37.429	157.9	170.3	2:00.486	
6	30.427	174.8	53.306		38.076	156.3	157.2	2:01.809		12	36.345	113.3	59.561		Pit In		140.1	<u>2:30.302</u>	

95 Daniele Perfetti									GTAm										
lap	Sect-1	Speed	Sect-2	Speed	Sect-3	Speed	TopSpeed	laptime	pit	lap	Sect-1	Speed	Sect-2	Speed	Sect-3	Speed	Topspeed	laptime	pit
1	Pit Out	88.5	1:15.466		43.533	154.7	95.8	2:49.092		4	<u>28.360</u>	183.1	<u>48.631</u>		34.474	164.9	182.4	<u>1:51.465</u>	
2	30.458	182.1	58.881		38.163	<u>166.7</u>	117.0	2:07.502		5	28.785	154.9	1:04.929		45.101	158.6	120.3	2:18.815	
3	28.525	<u>184.0</u>	48.880		<u>34.387</u>	<u>166.7</u>	<u>183.7</u>	1:51.792		6	30.750	162.7	51.770		Pit In		174.8	2:05.793	

96 Barbieri-Giovesi									GTAm										
lap	Sect-1	Speed	Sect-2	Speed	Sect-3	Speed	TopSpeed	laptime	pit	lap	Sect-1	Speed	Sect-2	Speed	Sect-3	Speed	Topspeed	laptime	pit
1	Pit Out	123.3	1:06.697		45.047	131.2	104.9	2:32.152		5	42.319	158.8	54.413		Pit In		165.6	2:31.097	
2	34.230	150.2	56.493		39.980	149.4	157.9	2:10.703		6	Pit Out	159.5	52.567		38.131	156.1	167.4	7:20.451	
3	31.899	166.7	54.092		38.412	155.2	161.7	2:04.403		7	30.185	176.8	53.965		<u>37.327</u>	<u>161.2</u>	139.5	<u>2:01.477</u>	
4	31.956	149.6	53.967		41.389	127.4	164.9	2:07.312		8	<u>29.631</u>	<u>180.0</u>	<u>51.498</u>		Pit In		<u>172.2</u>	2:15.708	

98 Ben-Babini									GTAm										
lap	Sect-1	Speed	Sect-2	Speed	Sect-3	Speed	TopSpeed	laptime	pit	lap	Sect-1	Speed	Sect-2	Speed	Sect-3	Speed	Topspeed	laptime	pit
1	Pit Out	78.6	1:12.746		45.749	147.3	104.0	2:40.566		7	Pit Out	173.6	50.535		35.343	163.9	178.2	3:28.714	
2	33.647	151.3	59.647		42.422	154.3	162.7	2:15.716		8	28.928	182.7	48.861		<u>33.954</u>	165.9	183.1	1:51.743	
3	31.874	155.2	55.672		40.241	157.2	175.6	2:07.787		9	28.488	184.0	48.509		34.754	<u>166.2</u>	184.9	1:51.751	
4	31.997	141.0	58.559		39.912	157.7	171.2	2:10.468		10	28.536	184.0	<u>48.196</u>		34.022	165.1	<u>185.6</u>	<u>1:50.754</u>	



Roarington





Red Bull Ring Classics  
BG Sportpromotion

Alfa Revival Cup  
Laps and Sector Times - Free Practice

7 - 9 June 2024  
Red Bull Ring - 4326mtr.

5	31.846	167.2	54.244	39.079	157.0	177.0	2:05.169	11	<u>28.298</u>	<u>186.5</u>	48.329	34.630	165.6	<u>185.6</u>	1:51.257
6	31.146	175.6	54.400	Pit In		179.7	2:13.780	12							

99 Stefan Rollwagen									Giulia Sprint GT Veloce										
lap	Sect-1	Speed	Sect-2	Speed	Sect-3	Speed	TopSpeed	laptime	pit	lap	Sect-1	Speed	Sect-2	Speed	Sect-3	Speed	Topspeed	laptime	pit
1	Pit Out	61.1	1:13.632		45.038	132.0	108.2	2:45.568		7	32.775	156.1	56.789		40.274	<u>144.4</u>	157.7	2:09.838	
2	37.537	118.2	1:01.997		41.984	139.4	154.9	2:21.518		8	<u>32.402</u>	<u>158.6</u>	<u>55.834</u>		40.139	143.0	<u>161.4</u>	<u>2:08.375</u>	
3	34.640	153.2	58.224		41.442	142.3	159.1	2:14.306		9	32.897	156.7	57.054		<u>39.912</u>	143.6	157.7	2:09.863	
4	33.376	155.6	59.254		40.837	140.6	139.7	2:13.467		10	33.153	153.8	56.516		40.989	141.9	160.0	2:10.658	
5	33.554	154.5	56.592		40.245	<u>144.4</u>	159.5	2:10.391		11	33.468	155.8	57.135		41.030	139.5	154.1	2:11.633	
6	32.897	156.5	56.222		42.425	142.9	160.5	2:11.544		12									

100 Körber-Körber									Giulia Sprint GTA										
lap	Sect-1	Speed	Sect-2	Speed	Sect-3	Speed	TopSpeed	laptime	pit	lap	Sect-1	Speed	Sect-2	Speed	Sect-3	Speed	Topspeed	laptime	pit
1	Pit Out	132.8	56.508		37.795	151.7	159.3	2:09.080		7	31.773	166.2	51.698		37.091	155.4	169.0	2:00.562	
2	31.434	164.9	52.639		36.943	152.8	168.2	2:01.016		8	30.684	166.7	51.424		36.773	154.5	168.8	<u>1:58.881</u>	
3	31.089	165.1	53.897		Pit In		163.9	2:10.436		9	30.966	166.4	<u>51.390</u>		<u>36.737</u>	154.9	168.8	1:59.093	
4	Pit Out	137.2	55.501		38.342	151.5	161.4	4:02.695		10	<u>30.683</u>	<u>167.4</u>	52.216		36.746	<u>155.8</u>	<u>169.8</u>	1:59.645	
5	31.502	164.1	52.317		37.093	154.5	167.2	2:00.912		11	34.601	113.2	1:02.506		Pit In		118.4	2:31.472	
6	30.874	165.6	51.691		38.560	153.6	168.5	2:01.125		12									

106 Guerra-Benedini									Giulia Sprint GTA										
lap	Sect-1	Speed	Sect-2	Speed	Sect-3	Speed	TopSpeed	laptime	pit	lap	Sect-1	Speed	Sect-2	Speed	Sect-3	Speed	Topspeed	laptime	pit
1								<u>1:58.349</u>		3								1:58.396	
2								10:11.958		4									

111 Gerald Grohmann									GTAm										
lap	Sect-1	Speed	Sect-2	Speed	Sect-3	Speed	TopSpeed	laptime	pit	lap	Sect-1	Speed	Sect-2	Speed	Sect-3	Speed	Topspeed	laptime	pit
1	Pit Out	62.5	1:09.321		48.775	117.0	116.9	2:47.073		7	29.571	182.1	50.157		35.816	162.7	184.3	1:55.544	
2	33.167	157.9	53.960		38.151	159.3	168.0	2:05.278		8	28.911	181.5	50.336		Pit In		184.0	2:02.852	
3	29.824	171.2	52.338		35.941	164.4	180.6	1:58.103		9	Pit Out	162.4	50.288		35.241	164.4	173.6	3:52.446	
4	29.804	180.9	50.756		35.537	163.4	182.7	1:56.097		10	29.258	184.3	48.748		34.295	164.4	<u>186.2</u>	1:52.301	
5	29.241	183.4	50.258		35.598	162.7	181.8	1:55.097		11	<u>28.255</u>	<u>185.2</u>	<u>48.518</u>		<u>34.067</u>	<u>165.9</u>	184.9	<u>1:50.840</u>	
6	29.147	182.1	49.804		35.850	161.0	183.4	1:54.801		12	30.803	163.4	54.996		Pit In		138.3	2:13.788	

356 Barbolini-Raimondi									GTAm										
lap	Sect-1	Speed	Sect-2	Speed	Sect-3	Speed	TopSpeed	laptime	pit	lap	Sect-1	Speed	Sect-2	Speed	Sect-3	Speed	Topspeed	laptime	pit
1	Pit Out	86.1	1:07.249		42.961	153.4	118.3	2:35.916		7	29.683	179.1	52.058		36.992	158.4	178.8	1:58.733	
2	30.384	176.8	54.050		37.326	157.4	174.2	2:01.760		8	30.176	175.9	51.724		37.134	155.8	178.5	1:59.034	
3	30.392	178.8	52.637		37.148	155.6	177.0	2:00.177		9	29.931	177.3	51.798		36.532	158.4	178.5	1:58.261	
4	30.166	177.3	52.358		37.787	151.9	178.2	2:00.311		10	29.841	177.3	51.500		36.527	158.8	179.7	1:57.868	
5	30.665	169.0	57.357		Pit In		154.7	2:19.143		11	<u>29.535</u>	<u>180.3</u>	<u>51.110</u>		<u>35.982</u>	<u>159.3</u>	<u>180.0</u>	<u>1:56.627</u>	
6	Pit Out	159.3	54.257		37.052	158.6	171.2	2:59.413		12	30.943	174.2	56.183		Pit In		131.7	2:26.658	





## Red Bull Ring Classics BG Sportpromotion

Alfa Revival Cup  
Laptimes - Free Practice

7 - 9 June 2024  
Red Bull Ring - 4326mtr.

Nbr	Name	Laps	lap	Lap ..1	Lap ..2	Lap ..3	Lap ..4	Lap ..5	Lap ..6	Lap ..7	Lap ..8	Lap ..9	Lap ..0
34	Matteo Kamata	13	1 - 10	2:47.151	2:08.332	2:02.693	1:59.387	1:57.390	1:58.819	1:57.066	1:56.343	1:55.960	1:56.014
			11 - 20	1:55.851	1:55.856	2:31.801							
90	Franz Slama	12	1 - 10	2:25.504	2:11.184	2:02.392	2:01.818	2:01.388	2:01.809	2:00.846	2:00.471	2:01.309	2:02.173
			11 - 20	2:00.486	2:30.302								
356	Barbolini-Raimondi	12	1 - 10	2:35.916	2:01.760	2:00.177	2:00.311	2:19.143	2:59.413	1:58.733	1:59.034	1:58.261	1:57.868
			11 - 20	1:56.627	2:26.658								
85	Peter Bachofen	12	1 - 10	2:38.489	2:08.768	1:57.566	1:55.213	1:57.373	1:56.482	1:56.657	2:31.929	3:00.362	1:55.546
			11 - 20	1:54.855	2:34.730								
111	Gerald Grohmann	12	1 - 10	2:47.073	2:05.278	1:58.103	1:56.097	1:55.097	1:54.801	1:55.544	2:02.852	3:52.446	1:52.301
			11 - 20	1:50.840	2:13.788								
36	Ondrak-Bortolami	12	1 - 10	2:09.723	1:57.983	1:57.381	1:57.546	2:06.318	3:39.557	1:55.486	1:54.958	2:02.535	3:02.735
			11 - 20	1:54.888	2:31.264								
23	Mario Salomone	11	1 - 10	2:37.931	2:08.594	2:06.345	2:06.700	2:04.939	2:03.983	2:02.676	2:02.659	2:01.782	2:01.725
			11 - 20	2:15.117									
98	Ben-Babini	11	1 - 10	2:40.566	2:15.716	2:07.787	2:10.468	2:05.169	2:13.780	3:28.714	1:51.743	1:51.751	1:50.754
			11 - 20	1:51.257									
100	Körber-Körber	11	1 - 10	2:09.080	2:01.016	2:10.436	4:02.695	2:00.912	2:01.125	2:00.562	1:58.881	1:59.093	1:59.645
			11 - 20	2:31.472									
99	Stefan Rolwagen	11	1 - 10	2:45.568	2:21.518	2:14.306	2:13.467	2:10.391	2:11.544	2:09.838	2:08.375	2:09.863	2:10.658
			11 - 20	2:11.633									
44	Fausto Amendolagine	11	1 - 10	2:40.532	2:23.823	2:12.922	2:09.772	2:09.494	2:09.156	2:09.065	2:08.582	2:09.338	2:32.694
			11 - 20	2:18.488									
87	Davide Bertinelli	11	1 - 10	2:13.335	2:21.176	2:05.312	5:20.068	1:54.391	1:54.685	1:53.329	1:52.914	1:53.031	1:53.300
			11 - 20	1:53.910									
69	Laber-Stojetz	10	1 - 10	2:09.807	1:54.639	1:52.687	1:52.923	1:54.245	2:00.542	2:59.027	1:53.791	1:51.368	2:09.208
25	Pantaleo-Crescenti	10	1 - 10	2:16.229	2:01.402	1:59.850	2:07.616	3:37.084	1:58.557	1:57.641	2:08.068	3:04.023	2:04.604
58	Christian Bonnet	10	1 - 10	2:34.149	2:16.198	2:11.393	2:11.187	2:12.930	2:10.051	2:09.460	2:09.052	2:09.046	2:50.564
16	Serio-Mischis	10	1 - 10	2:33.616	2:16.845	2:12.217	2:10.479	2:09.011	2:14.633	2:21.552	3:51.483	2:08.711	2:07.696
81	Caponi-Sabatini	10	1 - 10	2:28.492	2:13.016	2:04.831	1:58.355	2:07.051	5:53.113	1:59.922	1:59.363	1:58.794	2:27.505
50	Petrone-Barri	10	1 - 10	2:39.868	2:01.322	1:55.862	1:52.722	1:58.963	2:03.633	6:42.570	1:56.327	1:54.670	1:54.391
96	Barbieri-Giovesi	8	1 - 10	2:32.152	2:10.703	2:04.403	2:07.312	2:31.097	7:20.451	2:01.477	2:15.708		
95	Daniele Perfetti	6	1 - 10	2:49.092	2:07.502	1:51.792	1:51.465	2:18.815	2:05.793				
86	Demarchi-Domenichini	4	1 - 10	2:42.096	2:29.087	16:26.649	2:25.247						
20	Marco Milla	3	1 - 10	2:51.209	2:31.946	3:06.224							
106	Guerra-Benedini	3	1 - 10	1:58.349	10:11.958	1:58.396							
2	Stefano Roversi	2	1 - 10	2:04.529	11:40.249								



Roarington





## Red Bull Ring Classics BG Sportpromotion

Alfa Revival Cup  
Sector analyse - Free Practice

7 - 9 June 2024  
Red Bull Ring - 4326mtr.

Pos	Nbr	Name / Team name	Sector 1			Sector 2			Sector 3			theoretical best	Actual best	In
			time	Lap	pos	time	Lap	pos	time	Lap	pos			
1	98	Ben-Babini	28.298	11	3	48.196	10	1	33.954	8	2	1:50.448	1:50.754	10
2	111	Gerald Grohmann	28.255	11	2	48.518	11	2	34.067	11	3	1:50.840	1:50.840	11
3	69	Laber-Stojetz	28.136	9	1	48.842	9	4	33.891	7	1	1:50.869	1:51.368	9
4	95	Daniele Perfetti	28.360	4	4	48.631	4	3	34.387	3	4	1:51.378	1:51.465	4
5	50	Petrone-Barri	28.846	3	6	48.902	4	5	34.894	4	6	1:52.642	1:52.722	4
6	87	Davide Bertinelli	28.737	9	5	49.283	9	6	34.540	8	5	1:52.560	1:52.914	8
7	85	Peter Bachofen	29.296	11	7	50.271	10	8	35.193	4	8	1:54.760	1:54.855	11
8	36	Ondrak-Bortolami	29.324	11	8	50.020	8	7	35.153	8	7	1:54.497	1:54.888	11
9	34	Matteo Kamata	29.459	12	9	50.679	11	9	35.455	12	9	1:55.593	1:55.851	11
10	356	Barbolini-Raimondi	29.535	11	10	51.110	11	10	35.982	11	11	1:56.627	1:56.627	11
11	25	Pantaleo-Crescenti	30.419	7	14	51.125	6	11	36.044	7	12	1:57.588	1:57.641	7
12	106	Guerra-Benedini											1:58.349	1
13	81	Caponi-Sabatini	29.998	9	12	51.446	8	13	35.760	4	10	1:57.204	1:58.355	4
14	100	Körber-Körber	30.683	10	15	51.390	9	12	36.737	9	13	1:58.810	1:58.881	8
15	90	Franz Slama	30.178	4	13	52.451	8	15	37.367	10	15	1:59.996	2:00.471	8
16	96	Barbieri-Giovesi	29.631	8	11	51.498	8	14	37.327	7	14	1:58.456	2:01.477	7
17	23	Mario Salomone	30.694	8	16	52.476	9	16	37.812	10	16	2:00.982	2:01.725	10
18	2	Stefano Roversi											2:04.529	1
19	16	Serio-Mischis	32.188	6	17	55.303	10	17	39.809	10	19	2:07.300	2:07.696	10
20	99	Stefan Rollwagen	32.402	8	18	55.834	8	19	39.912	9	20	2:08.148	2:08.375	8
21	44	Fausto Amendolagine	32.476	6	19	55.568	7	18	39.406	8	17	2:07.450	2:08.582	8
22	58	Christian Bonnet	33.579	7	20	55.899	9	20	39.425	8	18	2:08.903	2:09.046	9
23	20	Marco Milla	35.585	3	21	1:01.623	3	22	47.577	2	22	2:24.785	2:31.946	2
24	86	Demarchi-Domenichini	36.162	4	22	59.091	2	21	46.487	3	21	2:21.740		



Roarington





## Red Bull Ring Classics

BG Sportpromotion

Heat name : Alfa Revival Cup - Free Practice  
 Heat Date : 08 June 2024  
 Track name : Red Bull Ring - 4326 mtr.

---

Participants Started : 24	Participants Classified : 24
Participants Finished : 6	Participants Not Classified : 2
Participants Not Finished : 18	

---

Green flag at : 09:15:01	Heat recording start time : 09:15:00
Finish flag waved at : 09:40:03	Heat recording end time : 09:42:41
Total time of the heat : 25:02	Total of All Laps in Heat : 225

---

Summary of best laptimes per class

Nbr	Name / Team name	Car	Cls	Fastest Laptime	In	Speed
25	Pantaleo-Crescenti	Giulia Sprint GTA	F	1:57.641	7	132.38
99	Stefan Rollwagen	Giulia Sprint GT Veloce	G1	2:08.375	8	121.31
98	Ben-Babini	GTAm	G2	1:50.754	10	140.61
44	Fausto Amendolagine	GT Veloce 2000	H1	2:08.582	8	121.12
36	Ondrak-Bortolami	Giulia Sprint GTA	I	1:54.888	11	135.55



Roarington

